



SC Annual School Report Card Summary

Muller Road Middle School
 Richland Two
 Grades: 6-8 Enrollment: 664
 Principal: Lori Marrero
 Superintendent: Katie Brochu
 Board Chair: The Honorable Calvin "Chip" Jackson

PERFORMANCE

Comprehensive detail, including definitions of ratings, performance criteria, and explanations of status, is available on www.ed.sc.gov and www.eoc.sc.gov as well as school and school district websites. Printed versions are available from school districts upon request.

YEAR	ABSOLUTE RATING	GROWTH RATING	PALMETTO GOLD AND SILVER AWARD		ESEA/FEDERAL ACCOUNTABILITY RATING SYSTEM	
			General Performance	Closing the Gap	ESEA Grade	Accountability Indicator
2012	Average	Below Average	TBD	TBD	C	N/A
2011	N/A	N/A	N/A	N/A	N/A	N/A
2010	N/A	N/A	N/A	N/A	N/A	N/A

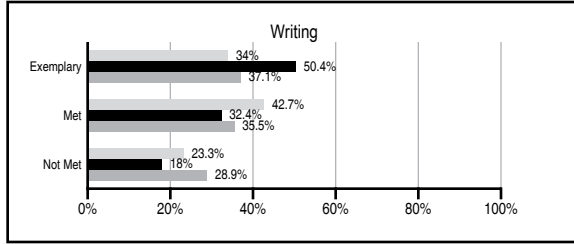
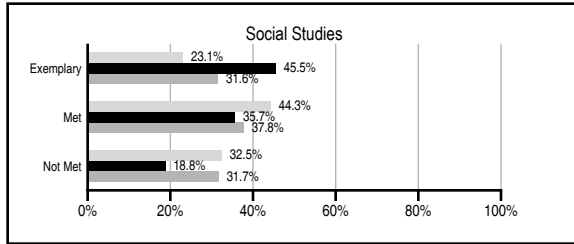
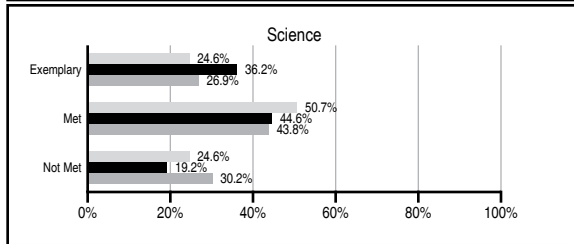
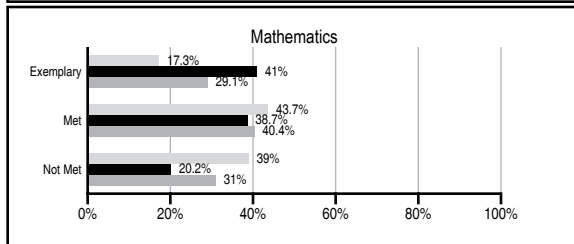
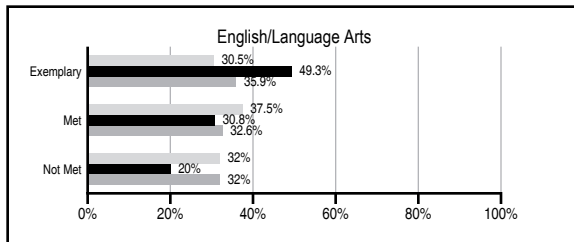
ABSOLUTE RATINGS OF MIDDLE SCHOOLS WITH STUDENTS LIKE OURS*

EXCELLENT	GOOD	AVERAGE	BELOW AVERAGE	AT-RISK
20	5	4	0	0

* Ratings are calculated with data available by 11/07/2012. Schools with Students Like Ours are Middle Schools with Poverty Indices of no more than 5% above or below the index for this school.

PASS PERFORMANCE

Our School Middle Schools with Students Like Ours Middle schools statewide



NAEP PERFORMANCE*

* Performance reported for SC and nation, data not available at school level. Percentages at NAEP Achievement Levels.



END OF COURSE TESTS - 2012

% of students scoring 70 or above on:	Our Middle School	Middle Schools with Students Like Ours
Algebra 1/Math for the Technologies 2	98.1	97.3
English 1	N/A	93.8
Physical Science	N/A	N/A
US History and the Constitution	N/A	N/A
All Subjects	98.1	97.1

SC PERFORMANCE VISION

By 2020 all students will graduate with the knowledge and skills necessary to compete successfully in the global economy, participate in a democratic society and contribute positively as members of families and communities.

Abbreviations Key

N/A Not Applicable N/AV Not Available N/C Not Collected N/R Not Reported I/S Insufficient Sample TBD To be determined

Muller Road Middle School [Richland Two]

SCHOOL PROFILE

	Our School	Change from Last Year	Middle Schools with Students Like Ours	Median Middle School
Students (n=664)				
Students enrolled in high school credit courses (grades 7 & 8)	19.5%	N/R	39.0%	22.9%
Retention rate	0.0%	N/A	0.5%	0.8%
Attendance rate	97.3%	N/A	96.9%	96.2%
Served by gifted and talented program	N/AV	N/AV	N/AV	N/AV
With disabilities other than speech	N/AV	N/AV	N/AV	N/AV
Older than usual for grade	N/AV	N/AV	N/AV	N/AV
Out-of-school suspensions or expulsions for violent and/or criminal offenses	1.1%	N/R	0.4%	0.5%
Annual dropout rate	0.0%	N/A	0.0%	0.0%
Teachers (n=42)				
Teachers with advanced degrees	59.5%	N/A	62.1%	61.3%
Continuing contract teachers	N/AV	N/AV	N/AV	N/AV
Teachers returning from previous year	N/A	N/A	88.8%	86.7%
Teacher attendance rate	95.2%	N/R	95.3%	95.2%
Average teacher salary*	\$44,384	I/S	\$47,714	\$46,422
Classes not taught by highly qualified teachers	8.3%	N/A	3.2%	2.0%
Professional development days/teacher	17.0 days	N/R	9.3 days	10.0 days
School				
Principal's years at school	1.0	N/R	3.0	4.0
Student-teacher ratio in core subjects	19.2 to 1	N/R	23.4 to 1	22.0 to 1
Prime instructional time	N/R	N/R	91.2%	90.1%
Opportunities in the arts	Good	N/R	Good	Good
SACS accreditation	Yes	N/R	Yes	Yes
Parents attending conferences	98.0%	N/R	99.5%	98.8%
Character development program	Average	N/R	Excellent	Good
Dollars spent per pupil**	N/A	N/A	\$6,745	\$7,245
Percent of expenditures for instruction**	N/A	N/A	63.7%	63.1%
Percent of expenditures for teacher salaries**	N/A	N/A	63.0%	60.9%
ESEA composite index score	73.6	N/A	93.3	88.1

* Length of contract = 185+ days.

** Prior year audited financial data available.

EVALUATION RESULTS

	Teachers	Students*	Parents*
Number of surveys returned	41	192	50
Percent satisfied with learning environment	82.1%	56.3%	72.0%
Percent satisfied with social and physical environment	92.7%	72.8%	80.0%
Percent satisfied with school-home relations	85.4%	82.6%	74.0%

*Only students at the highest middle school grade level at this school and their parents were included.

Comprehensive detail, including definitions of ratings, performance criteria, and explanations of status, is available on www.ed.sc.gov and www.eoc.sc.gov as well as school and school district websites.

Printed versions are available from school districts upon request.

REPORT OF PRINCIPAL AND SCHOOL IMPROVEMENT COUNCIL

In our inaugural year, Muller Road opened its doors to a new educational philosophy. Built on the vision that schools could use 1 to 1 technology to best meet the instructional needs of its students, Muller Road provided each student an iPad and created an explosion of teaching and learning which tilted traditional, old-school perspectives. We struggled early with adapting to the new technology and new ways of instructing students, but teachers and students quickly adapted and excelled in this new environment.

Using a variety of new models, we created a unique learning environment for our students: Students utilized 1 to 1 Computing with iPads. We used no textbooks, and teachers primarily used free apps to deliver content and to assess student mastery of standards-based knowledge. With learning mastery as a fundamental part of our design, students were allowed to retake tests or redo major assignments in order to master the work. Students were grouped into Houses, which consisted of 6th, 7th, and 8th graders in a smaller learning community. Electives were multi-grade leveled, allowing for younger advanced students in the arts to work with others at the same mastery level. Multi-grade electives also provided flexibility in scheduling students, allowing us to address more diverse needs.

In addition to these new instructional models, Muller Road Middle continued to build on the success of our district's strong foundation: Honors levels for all grades. Instructional Diversity: Differentiated Instruction, Direct Instruction, Independent practice, Guided practice, Field Studies, Virtual Classroom experiences, Lab experiments, Graphic organizers, etc. A system of strong supports: Building Bridges to Success, LEAP Camp for Rising 6th Graders, RTI (Response to Intervention) programs, Communities in Schools, Tutoring, Academic Remediation/Credit Recovery. A full cadre of middle school athletics: volleyball, football, basketball, soccer, cheerleading. A strong fine arts / electives program: art, graphic art, PE, and award winning music programs (band, orchestra, and chorus) High School credit course offerings: Algebra 1, Geometry, Spanish 1, French 1

Numerous clubs and afterschool activities: Student Government, Drama, Running Club, Be a Fan (supporting Special Needs students), Quiz Whiz, Readers Challenge, The Corral (after school care) We estimate that over 300 people visited our school to see this unique environment, from neighboring school districts to university professors to business professionals. All were intrigued to see a transformational model of education. Even the SC Supreme Court reached out to us in partnership as SC Supreme Court Justices begin to implement their own iPad initiative within the court system.

We believe that Muller Road Middle School offers a well-rounded approach for providing our students with a quality 21st century education. Our doors are always open. I hope you have time to visit and see the incredible things happening here!

Lori Marrero – Principal

Abbreviations Key

N/A Not Applicable N/AV Not Available N/C Not Collected N/R Not Reported I/S Insufficient Sample TBD To be determined

NI Newly Identified CSI Continuing School Improvement CA Corrective Action RP Plan to Restructure R Restructure DELAY School Improvement Status HOLD School Improvement Status