



SC Annual School Report Card Summary

Blythewood Middle School
 Richland Two
 Grades: 6-8 Enrollment: 586
 Principal: Brenda Hafner
 Superintendent: Katie Brochu
 Board Chair: The Honorable Calvin "Chip" Jackson

PERFORMANCE

Comprehensive detail, including definitions of ratings, performance criteria, and explanations of status, is available on www.ed.sc.gov and www.eoc.sc.gov as well as school and school district websites. Printed versions are available from school districts upon request.

YEAR	ABSOLUTE RATING	GROWTH RATING	PALMETTO GOLD AND SILVER AWARD		ESEA/FEDERAL ACCOUNTABILITY RATING SYSTEM	
			General Performance	Closing the Gap	ESEA Grade	Accountability Indicator
2012	Excellent	Excellent	TBD	TBD	A	N/A
2011	Excellent	Excellent	Gold	N/A	Not Met	N/A
2010	Excellent	Good	Gold	N/A	Not Met	N/A

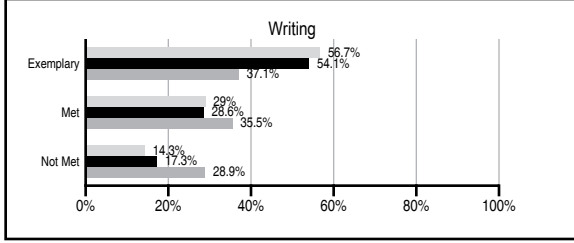
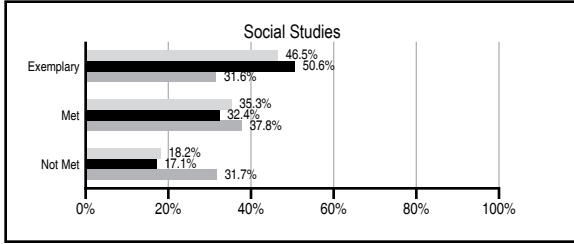
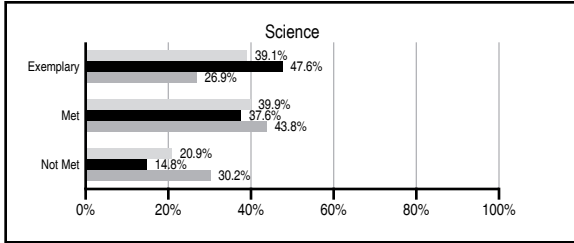
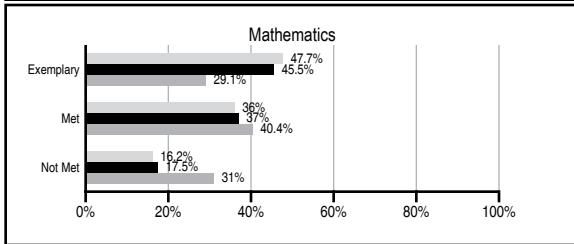
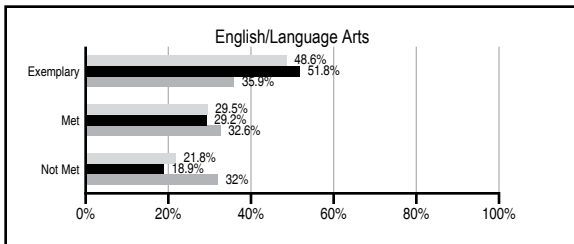
ABSOLUTE RATINGS OF MIDDLE SCHOOLS WITH STUDENTS LIKE OURS*

EXCELLENT	GOOD	AVERAGE	BELOW AVERAGE	AT-RISK
7	0	0	0	0

* Ratings are calculated with data available by 11/07/2012. Schools with Students Like Ours are Middle Schools with Poverty Indices of no more than 5% above or below the index for this school.

PASS PERFORMANCE

Our School Middle Schools with Students Like Ours Middle schools statewide



NAEP PERFORMANCE*

* Performance reported for SC and nation, data not available at school level. Percentages at NAEP Achievement Levels.



END OF COURSE TESTS - 2012

% of students scoring 70 or above on:	Our Middle School	Middle Schools with Students Like Ours
Algebra 1/Math for the Technologies 2	100.0	99.6
English 1	N/A	99.6
Physical Science	N/A	N/A
US History and the Constitution	N/A	N/A
All Subjects	100.0	99.6

SC PERFORMANCE VISION

By 2020 all students will graduate with the knowledge and skills necessary to compete successfully in the global economy, participate in a democratic society and contribute positively as members of families and communities.

Abbreviations Key

N/A Not Applicable N/AV Not Available N/C Not Collected N/R Not Reported I/S Insufficient Sample TBD To be determined

Blythewood Middle School [Richland Two]

SCHOOL PROFILE

	Our School	Change from Last Year	Middle Schools with Students Like Ours	Median Middle School
Students (n=586)				
Students enrolled in high school credit courses (grades 7 & 8)	74.1%	Up from 72.5%	49.0%	22.9%
Retention rate	1.0%	Up from 0.4%	0.0%	0.8%
Attendance rate	97.6%	Up from 97.5%	96.8%	96.2%
Served by gifted and talented program	N/AV	N/AV	N/AV	N/AV
With disabilities other than speech	N/AV	N/AV	N/AV	N/AV
Older than usual for grade	N/AV	N/AV	N/AV	N/AV
Out-of-school suspensions or expulsions for violent and/or criminal offenses	0.3%	No Change	0.7%	0.5%
Annual dropout rate	0.0%	No Change	0.0%	0.0%
Teachers (n=41)				
Teachers with advanced degrees	75.6%	Up from 73.8%	71.0%	61.3%
Continuing contract teachers	N/AV	N/AV	N/AV	N/AV
Teachers returning from previous year	84.2%	Down from 92.8%	87.3%	86.7%
Teacher attendance rate	94.3%	Up from 92.8%	95.7%	95.2%
Average teacher salary*	\$53,163	Up 6.0%	\$48,584	\$46,422
Classes not taught by highly qualified teachers	7.0%	Up from 0.0%	5.6%	2.0%
Professional development days/teacher	12.0 days	Up from 9.5 days	8.6 days	10.0 days
School				
Principal's years at school	3.0	Up from 2.0	5.0	4.0
Student-teacher ratio in core subjects	21.2 to 1	Down from 24.2 to 1	24.6 to 1	22.0 to 1
Prime instructional time	N/R	N/R	91.5%	90.1%
Opportunities in the arts	Good	No Change	Good	Good
SACS accreditation	Yes	No Change	Yes	Yes
Parents attending conferences	71.4%	Down from 78.9%	99.6%	98.8%
Character development program	Excellent	No Change	Excellent	Good
Dollars spent per pupil**	\$6,413	Down 4.7%	\$6,309	\$7,245
Percent of expenditures for instruction**	69.5%	Down from 69.9%	63.7%	63.1%
Percent of expenditures for teacher salaries**	67.2%	Up from 63.9%	63.1%	60.9%
ESEA composite index score	96.9	N/A	94.6	88.1

* Length of contract = 185+ days.

** Prior year audited financial data available.

REPORT OF PRINCIPAL AND SCHOOL IMPROVEMENT COUNCIL

During this past school year, the tradition of excellence that has been established at Blythewood Middle School continues. This year, we were honored as a Palmetto Gold Award winner. BMS teacher of the year, Wendy Sherman, was also recognized as the District Teacher of the Year for the 2011-2012 school year. We were also fortunate to have another District Distinguished Reading Teacher.

Our students continued to excel at local, state and national competitions. They also sustained our practice of giving back to the community through various service projects. Students donated thousands of dollars to worthy causes that ranged from Japan relief to our own R2 Education Foundation. Additional projects include; assisted local shelters and families in need along with the Harvest Hope Food Bank, Southeastern Guide Dogs, Inc., Relay for Life, and the Muscular Dystrophy Association to name a few.

If you have any questions summarized in this report, please contact Brenda Hafner, Principal or Leanne Thompson, School Improvement Council Chair. Both individuals may be contacted through the school's main number at 691-6850.

EVALUATION RESULTS

	Teachers	Students*	Parents*
Number of surveys returned	34	214	137
Percent satisfied with learning environment	100.0%	81.7%	94.7%
Percent satisfied with social and physical environment	100.0%	81.6%	94.1%
Percent satisfied with school-home relations	100.0%	83.7%	83.7%

*Only students at the highest middle school grade level at this school and their parents were included.

Comprehensive detail, including definitions of ratings, performance criteria, and explanations of status, is available on www.ed.sc.gov and www.eoc.sc.gov as well as school and school district websites.

Printed versions are available from school districts upon request.

Abbreviations Key

N/A Not Applicable N/AV Not Available N/C Not Collected N/R Not Reported I/S Insufficient Sample TBD To be determined

NI Newly Identified CSI Continuing School Improvement CA Corrective Action RP Plan to Restructure R Restructure DELAY School Improvement Status HOLD School Improvement Status