



SC Annual School Report Card Summary

Richland Northeast High School
 Richland Two
 Grades: 7-12 Enrollment: 1,460
 Principal: Sabrina Suber
 Superintendent: Katie Brochu
 Board Chair: The Honorable Calvin "Chip" Jackson

PERFORMANCE

Comprehensive detail, including definitions of ratings, performance criteria, and explanations of status, is available on www.ed.sc.gov and www.eoc.sc.gov as well as school and school district websites. Printed versions are available from school districts upon request.

| YEAR | ABSOLUTE RATING | GROWTH RATING | PALMETTO GOLD AND SILVER AWARD | | ESEA/FEDERAL ACCOUNTABILITY RATING SYSTEM | |
|------|-----------------|---------------|--------------------------------|-----------------|---|--------------------------|
| | | | General Performance | Closing the Gap | ESEA Grade | Accountability Indicator |
| 2012 | At-Risk | Below Average | TBD | TBD | C | N/A |
| 2011 | At-Risk | At-Risk | Silver | N/A | N/A | N/A |
| 2010 | At-Risk | Below Average | N/A | N/A | Not Met | N/A |

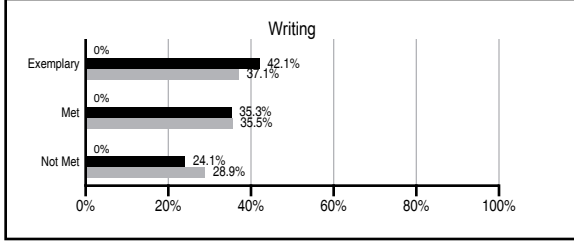
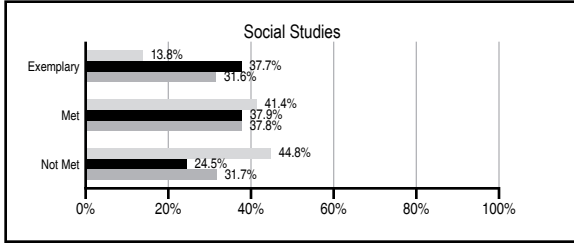
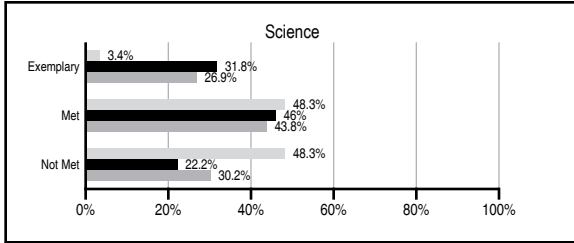
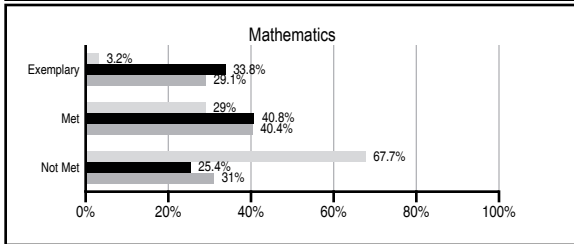
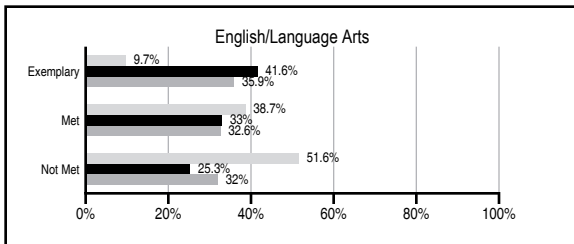
ABSOLUTE RATINGS OF MIDDLE SCHOOLS WITH STUDENTS LIKE OURS*

| EXCELLENT | GOOD | AVERAGE | BELOW AVERAGE | AT-RISK |
|-----------|------|---------|---------------|---------|
| 16 | 19 | 14 | 0 | 1 |

* Ratings are calculated with data available by 11/07/2012. Schools with Students Like Ours are Middle Schools with Poverty Indices of no more than 5% above or below the index for this school.

PASS PERFORMANCE

Our School Middle Schools with Students Like Ours Middle schools statewide



NAEP PERFORMANCE*

* Performance reported for SC and nation, data not available at school level. Percentages at NAEP Achievement Levels.



END OF COURSE TESTS - 2012

| % of students scoring 70 or above on: | Our Middle School | Middle Schools with Students Like Ours |
|---------------------------------------|-------------------|--|
| Algebra 1/Math for the Technologies 2 | 100.0 | 98.5 |
| English 1 | 0.0 | 89.3 |
| Physical Science | N/A | N/A |
| US History and the Constitution | N/A | 9 |
| All Subjects | 16.7 | 95.6 |

SC PERFORMANCE VISION

By 2020 all students will graduate with the knowledge and skills necessary to compete successfully in the global economy, participate in a democratic society and contribute positively as members of families and communities.

Abbreviations Key

N/A Not Applicable N/AV Not Available N/C Not Collected N/R Not Reported I/S Insufficient Sample TBD To be determined

Richland Northeast High School [Richland Two]

SCHOOL PROFILE

| | Our School | Change from Last Year | Middle Schools with Students Like Ours | Median Middle School |
|--|------------|-----------------------|--|----------------------|
| Students (n=1,460) | | | | |
| Students enrolled in high school credit courses (grades 7 & 8) | 0.0% | No Change | 30.0% | 22.9% |
| Retention rate | 5.3% | Down from 5.4% | 0.7% | 0.8% |
| Attendance rate | 97.3% | Up from 95.7% | 96.4% | 96.2% |
| Served by gifted and talented program | N/AV | N/AV | N/AV | N/AV |
| With disabilities other than speech | N/AV | N/AV | N/AV | N/AV |
| Older than usual for grade | N/AV | N/AV | N/AV | N/AV |
| Out-of-school suspensions or expulsions for violent and/or criminal offenses | 2.5% | Down from 2.6% | 0.6% | 0.5% |
| Annual dropout rate | 0.0% | No Change | 0.0% | 0.0% |
| Teachers (n=105) | | | | |
| Teachers with advanced degrees | 78.1% | Up from 75.7% | 62.5% | 61.3% |
| Continuing contract teachers | N/AV | N/AV | N/AV | N/AV |
| Teachers returning from previous year | 88.2% | Up from 85.6% | 88.4% | 86.7% |
| Teacher attendance rate | 95.5% | No Change | 95.3% | 95.2% |
| Average teacher salary* | \$52,986 | Up 1.8% | \$46,977 | \$46,422 |
| Classes not taught by highly qualified teachers | 13.4% | Up from 1.4% | 1.6% | 2.0% |
| Professional development days/teacher | 12.3 days | Up from 11.1 days | 10.9 days | 10.0 days |
| School | | | | |
| Principal's years at school | 1.0 | Down from 11.0 | 5.0 | 4.0 |
| Student-teacher ratio in core subjects | 26.9 to 1 | Up from 25.9 to 1 | 24.0 to 1 | 22.0 to 1 |
| Prime instructional time | N/R | N/R | 90.4% | 90.1% |
| Opportunities in the arts | Excellent | No Change | Good | Good |
| SACS accreditation | Yes | No Change | Yes | Yes |
| Parents attending conferences | 100.0% | Up from 92.9% | 98.8% | 98.8% |
| Character development program | Excellent | No Change | Good | Good |
| Dollars spent per pupil** | \$10,073 | Up 0.7% | \$6,803 | \$7,245 |
| Percent of expenditures for instruction** | 61.6% | Down from 64.8% | 63.2% | 63.1% |
| Percent of expenditures for teacher salaries** | 58.0% | Down from 62.5% | 61.4% | 60.9% |
| ESEA composite index score | 71.3 | N/A | 90.0 | 88.1 |

* Length of contract = 185+ days.

** Prior year audited financial data available.

EVALUATION RESULTS

| | Teachers | Students* | Parents* |
|--|----------|-----------|----------|
| Number of surveys returned | N/A | N/A | N/A |
| Percent satisfied with learning environment | N/A | N/A | N/A |
| Percent satisfied with social and physical environment | N/A | N/A | N/A |
| Percent satisfied with school-home relations | N/A | N/A | N/A |

*Only students at the highest middle school grade level at this school and their parents were included.

Comprehensive detail, including definitions of ratings, performance criteria, and explanations of status, is available on www.ed.sc.gov and www.eoc.sc.gov as well as school and school district websites.

Printed versions are available from school districts upon request.

REPORT OF PRINCIPAL AND SCHOOL IMPROVEMENT COUNCIL

Each year, we at Richland Northeast High School welcome the perspective that the State of South Carolina Report Card offers on our progress and our statistical standing among other high schools in the state. Our administration, faculty, and School Improvement Council work hard to help our students reach the markers set for them. We also understand that reaching those markers is only one indication of a quality education, and for that reason we continue to stretch ourselves beyond what is expected.

This has been a year of significant changes, both in the establishment of new roles, the completion and dedication of new physical structures, and the creation and expansion of our program offerings. As principal I worked hard to reach out to teachers, parents, and students in order to begin the conversations about what is needed to guarantee continuous improvement. Through these interactions, I have helped to strengthen our School Improvement Council (SIC), giving a larger voice to the stakeholders in our school.

Richland Northeast High School saw the completion and dedication of our new auxiliary gym this year. Students were able to watch this ceremony as it was broadcast live throughout the school by our Convergence Media program, a first for RNE. The school will continue to see physical improvements in the years to come. The board recently approved \$2.1 million dollars in enhancements to Richland Northeast High School which will take place in three phases. The first phase of enhancements is underway as we work to upgrade facilities in order to begin the culinary arts and nursing assistant programs. Additional phases will help to improve the fields and athletic facilities.

In 2012 we became an International Baccalaureate World School for the Diploma Programme. The implementation of this program was done in conjunction with the Richland School District Two's IB Continuum. We continue to work towards becoming an International Baccalaureate World School for the Middle Years Programme, a designation that we anticipate in the 2012-2013 school year. The 2012-2013 school year will welcome our first class of IB Diploma Candidates.

RNE had three National Merit Finalists, one National Achievement Finalist, and two National Hispanic Recognition awards winners this year. We were excited that one student scored a perfect 2400 on the SAT and four students scored perfect scores on components of the SAT or ACT. We had twenty students who earned the Palmetto Fellows Early Award, guaranteeing scholarships to state colleges. Overall, Richland Northeast High School students earned over \$16 million dollars in college scholarships.

As I look back at the accomplishments of the 2011-2012 school year, I realize there are far too many to mention, but my Cavalier Pride is strong. It is great to be at RNE!

Sincerely, Sabrina Suber, Principal
Machael Peterson, SIC Chair

Abbreviations Key

N/A Not Applicable N/AV Not Available N/C Not Collected N/R Not Reported I/S Insufficient Sample TBD To be determined
NI Newly Identified CSI Continuing School Improvement CA Corrective Action RP Plan to Restructure R Restructure DELAY School Improvement Status HOLD School Improvement Status