



SC Annual School Report Card Summary

E. L. Wright Middle School
 Richland Two
 Grades: K-8 Enrollment: 1,303
 Principal: Mary Paige Wylie
 Superintendent: Katie Brochu
 Board Chair: The Honorable Calvin "Chip" Jackson

PERFORMANCE

Comprehensive detail, including definitions of ratings, performance criteria, and explanations of status, is available on www.ed.sc.gov and www.eoc.sc.gov as well as school and school district websites. Printed versions are available from school districts upon request.

YEAR	ABSOLUTE RATING	GROWTH RATING	PALMETTO GOLD AND SILVER AWARD		ESEA/FEDERAL ACCOUNTABILITY RATING SYSTEM	
			General Performance	Closing the Gap	ESEA Grade	Accountability Indicator
2012	Average	Average	TBD	TBD	C	N/A
2011	Average	Average	Silver	N/A	Not Met	N/A
2010	Average	Average	Gold	N/A	Not Met	N/A

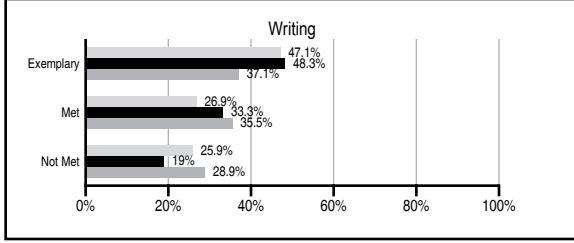
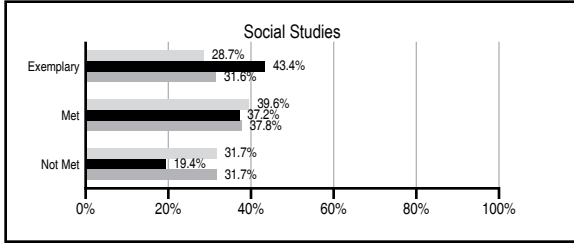
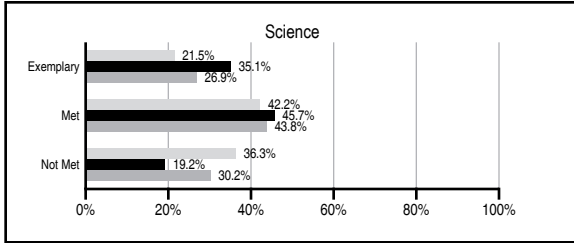
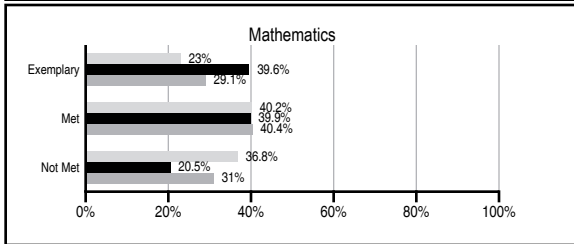
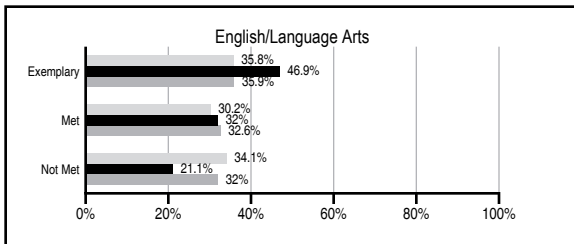
ABSOLUTE RATINGS OF MIDDLE SCHOOLS WITH STUDENTS LIKE OURS*

EXCELLENT	GOOD	AVERAGE	BELOW AVERAGE	AT-RISK
21	6	7	0	0

* Ratings are calculated with data available by 11/07/2012. Schools with Students Like Ours are Middle Schools with Poverty Indices of no more than 5% above or below the index for this school.

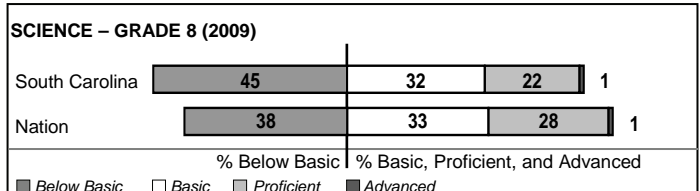
PASS PERFORMANCE

Our School Middle Schools with Students Like Ours Middle schools statewide



NAEP PERFORMANCE*

* Performance reported for SC and nation, data not available at school level. Percentages at NAEP Achievement Levels.



END OF COURSE TESTS - 2012

% of students scoring 70 or above on:	Our Middle School	Middle Schools with Students Like Ours
Algebra 1/Math for the Technologies 2	100.0	97.1
English 1	N/A	92.1
Physical Science	N/A	N/A
US History and the Constitution	N/A	9
All Subjects	100.0	96.0

SC PERFORMANCE VISION

By 2020 all students will graduate with the knowledge and skills necessary to compete successfully in the global economy, participate in a democratic society and contribute positively as members of families and communities.

Abbreviations Key

N/A Not Applicable N/AV Not Available N/C Not Collected N/R Not Reported I/S Insufficient Sample TBD To be determined

E. L. Wright Middle School [Richland Two]

SCHOOL PROFILE

	Our School	Change from Last Year	Middle Schools with Students Like Ours	Median Middle School
Students (n=1,303)				
Students enrolled in high school credit courses (grades 7 & 8)	16.0%	Down from 18.6%	35.5%	22.9%
Retention rate	1.1%	Up from 0.9%	0.7%	0.8%
Attendance rate	98.2%	No Change	96.9%	96.2%
Served by gifted and talented program	N/AV	N/AV	N/AV	N/AV
With disabilities other than speech	N/AV	N/AV	N/AV	N/AV
Older than usual for grade	N/AV	N/AV	N/AV	N/AV
Out-of-school suspensions or expulsions for violent and/or criminal offenses	5.1%	Down from 12.8%	0.3%	0.5%
Annual dropout rate	0.0%	No Change	0.0%	0.0%
Teachers (n=87)				
Teachers with advanced degrees	72.4%	Down from 75.9%	62.1%	61.3%
Continuing contract teachers	N/AV	N/AV	N/AV	N/AV
Teachers returning from previous year	87.4%	Down from 89.1%	88.8%	86.7%
Teacher attendance rate	95.0%	Down from 95.2%	95.3%	95.2%
Average teacher salary*	\$48,874	Down 1.7%	\$47,714	\$46,422
Classes not taught by highly qualified teachers	3.9%	Up from 0.3%	4.8%	2.0%
Professional development days/teacher	7.5 days	Down from 9.0 days	9.7 days	10.0 days
School				
Principal's years at school	1.0	Down from 4.0	4.0	4.0
Student-teacher ratio in core subjects	18.9 to 1	Down from 21.3 to 1	23.4 to 1	22.0 to 1
Prime instructional time	N/R	N/R	91.2%	90.1%
Opportunities in the arts	Good	Down from Excellent	Good	Good
SACS accreditation	Yes	No Change	Yes	Yes
Parents attending conferences	99.5%	Up from 88.9%	99.5%	98.8%
Character development program	Average	No Change	Good	Good
Dollars spent per pupil**	\$7,697	Down 0.4%	\$6,753	\$7,245
Percent of expenditures for instruction**	69.3%	Down from 71.1%	63.5%	63.1%
Percent of expenditures for teacher salaries**	67.3%	Down from 68.5%	62.2%	60.9%
ESEA composite index score	78.7	N/A	92.6	88.1

* Length of contract = 185+ days.

** Prior year audited financial data available.

REPORT OF PRINCIPAL AND SCHOOL IMPROVEMENT COUNCIL

This year has flown by in a blur but with so many important, wonderful things to report! We have worked so hard this year to focus on the things we believe really make a difference in student learning.

Getting very clear about our mission was a big part of this. We have agreed that creating an academically engaging and relationship building environment is the way to produce students who are ready for high school. Our teachers have worked tirelessly to design engaging IB units that are customized for our students in particular.

In addition, we have decided that iPads will be the device for our students to move forward with 1TWO1 computing in Richland School District Two. Teachers have started learning the best ways to use iPads to supplement their instruction and excitement is in the air!

We look forward to opening our students' eyes to the world from a global perspective and believe that this technology will be the vehicle to do that. Your input will be valued as we move forward in our efforts to make E. L. Wright a fully authorized IB school.

Mary Paige Wylie, Principal
Alli Smalls, SIC Chair

EVALUATION RESULTS

	Teachers	Students*	Parents*
Number of surveys returned	78	23	132
Percent satisfied with learning environment	83.3%	62.0%	80.6%
Percent satisfied with social and physical environment	85.9%	65.5%	71.0%
Percent satisfied with school-home relations	80.8%	82.0%	58.4%

*Only students at the highest middle school grade level at this school and their parents were included.

Comprehensive detail, including definitions of ratings, performance criteria, and explanations of status, is available on www.ed.sc.gov and www.eoc.sc.gov as well as school and school district websites.

Printed versions are available from school districts upon request.

Abbreviations Key

N/A Not Applicable N/AV Not Available N/C Not Collected N/R Not Reported I/S Insufficient Sample TBD To be determined
NI Newly Identified CSI Continuing School Improvement CA Corrective Action RP Plan to Restructure R Restructure DELAY School Improvement Status HOLD School Improvement Status