



SC Annual School Report Card Summary

Dent Middle School
 Richland Two
 Grades: 6-8 Enrollment: 1,295
 Principal: Dr. Randall R. Gary
 Superintendent: Katie Brochu
 Board Chair: The Honorable Calvin "Chip" Jackson

PERFORMANCE

Comprehensive detail, including definitions of ratings, performance criteria, and explanations of status, is available on www.ed.sc.gov and www.eoc.sc.gov as well as school and school district websites. Printed versions are available from school districts upon request.

YEAR	ABSOLUTE RATING	GROWTH RATING	PALMETTO GOLD AND SILVER AWARD		ESEA/FEDERAL ACCOUNTABILITY RATING SYSTEM	
			General Performance	Closing the Gap	ESEA Grade	Accountability Indicator
2012	Good	Average	TBD	TBD	B	N/A
2011	Average	Average	Silver	N/A	Not Met	N/A
2010	Good	Average	N/A	N/A	Not Met	N/A

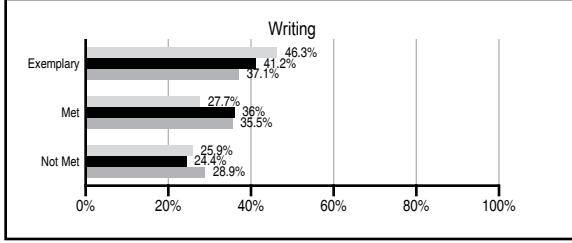
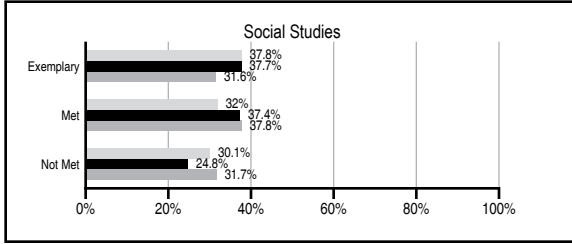
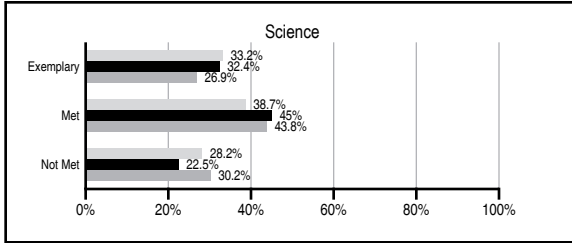
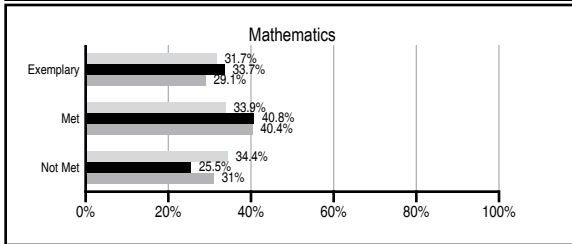
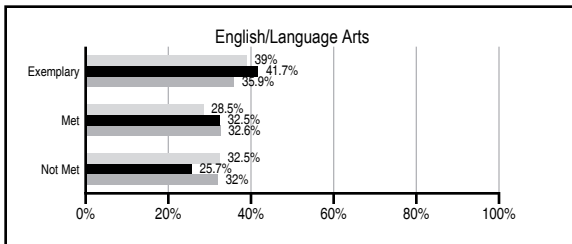
ABSOLUTE RATINGS OF MIDDLE SCHOOLS WITH STUDENTS LIKE OURS*

EXCELLENT	GOOD	AVERAGE	BELOW AVERAGE	AT-RISK
14	19	14	0	1

* Ratings are calculated with data available by 11/07/2012. Schools with Students Like Ours are Middle Schools with Poverty Indices of no more than 5% above or below the index for this school.


PASS PERFORMANCE

Our School Middle Schools with Students Like Ours Middle schools statewide



NAEP PERFORMANCE*

* Performance reported for SC and nation, data not available at school level. Percentages at NAEP Achievement Levels.



END OF COURSE TESTS - 2012

% of students scoring 70 or above on:	Our Middle School	Middle Schools with Students Like Ours
Algebra 1/Math for the Technologies 2	97.7	97.8
English 1	0.0	87.6
Physical Science	N/A	N/A
US History and the Constitution	N/A	N/A
All Subjects	97.3	95.2

SC PERFORMANCE VISION

By 2020 all students will graduate with the knowledge and skills necessary to compete successfully in the global economy, participate in a democratic society and contribute positively as members of families and communities.

Abbreviations Key

N/A Not Applicable N/AV Not Available N/C Not Collected N/R Not Reported I/S Insufficient Sample TBD To be determined

Dent Middle School [Richland Two]

SCHOOL PROFILE

	Our School	Change from Last Year	Middle Schools with Students Like Ours	Median Middle School
Students (n=1,295)				
Students enrolled in high school credit courses (grades 7 & 8)	49.0%	Down from 50.5%	34.7%	22.9%
Retention rate	0.4%	Up from 0.2%	0.7%	0.8%
Attendance rate	96.8%	Up from 96.7%	96.3%	96.2%
Served by gifted and talented program	N/AV	N/AV	N/AV	N/AV
With disabilities other than speech	N/AV	N/AV	N/AV	N/AV
Older than usual for grade	N/AV	N/AV	N/AV	N/AV
Out-of-school suspensions or expulsions for violent and/or criminal offenses	9.3%	Up from 3.2%	0.7%	0.5%
Annual dropout rate	0.2%	Up from 0.0%	0.0%	0.0%
Teachers (n=89)				
Teachers with advanced degrees	66.3%	Down from 68.1%	61.1%	61.3%
Continuing contract teachers	N/AV	N/AV	N/AV	N/AV
Teachers returning from previous year	85.6%	Down from 88.3%	87.9%	86.7%
Teacher attendance rate	95.2%	Up from 95.0%	95.3%	95.2%
Average teacher salary*	\$48,072	Down 1.2%	\$46,905	\$46,422
Classes not taught by highly qualified teachers	3.2%	Up from 0.0%	1.0%	2.0%
Professional development days/teacher	8.0 days	Up from 6.3 days	11.2 days	10.0 days
School				
Principal's years at school	11.0	No Change	3.0	4.0
Student-teacher ratio in core subjects	21.7 to 1	Up from 20.0 to 1	23.9 to 1	22.0 to 1
Prime instructional time	N/R	N/R	90.3%	90.1%
Opportunities in the arts	Excellent	No Change	Good	Good
SACS accreditation	Yes	No Change	Yes	Yes
Parents attending conferences	98.2%	Up from 97.1%	98.1%	98.8%
Character development program	Excellent	Up from Good	Good	Good
Dollars spent per pupil**	\$7,424	Down 7.0%	\$7,017	\$7,245
Percent of expenditures for instruction**	67.9%	Down from 69.5%	63.2%	63.1%
Percent of expenditures for teacher salaries**	66.6%	Down from 67.9%	61.5%	60.9%
ESEA composite index score	80.2	N/A	89.3	88.1

* Length of contract = 185+ days.

** Prior year audited financial data available.

REPORT OF PRINCIPAL AND SCHOOL IMPROVEMENT COUNCIL

As the oldest school in Richland School District Two, Dent Middle School has a long history of excellence, and we continue to pride ourselves in the successes of our students and faculty. We feel the 2011–2012 school year was no exception. Rallying around our school-wide theme, “One Team, One Dream,” we unified our school and positively transformed the school culture. We look forward to an even better year in 2012-2013.

Our students continued to shine and boasted multiple awards and commendations. We once again were leaders in the state with the number of eighth grade students recognized as Junior Scholars. As in past years, Dent students performed exceptionally well at the Regional Science Fair and led all middle schools with first place awards. Dent’s Symphonic Band received Superior ratings at both the South Carolina Band Directors’ Association and Carowinds Festivals. Several Dent band members were chosen for All Region and All State Bands, and four students received Superior ratings at the Solo and Ensemble Festival. As a result, they received the coveted Outstanding Performance Award from the SC Band Directors Association. The Dent Middle School Orchestra received a Superior rating at their Concert Festival, as well. Dent’s student-designed literary magazine, Shine!, won multiple state awards for their publication that consisted primarily of student writings and art. Our steel drum band continues to impress audiences across the state with their smooth, Caribbean beats, quickly becoming one of our more popular performing groups.

We take exceptional pride in the strength and diversity of the programs we offer, of the quality of our teachers, of the participation of our parents, and especially of the accomplishments of our students. We will continue to demonstrate a committed effort toward communicating our school’s vision, improving student achievement, and exhibiting pride in accomplishing our goals. The 2012-2013 school year promises to be one of continued growth and successes. With your help, I know we will reach all of our goals.

Randall R. Gary, Principal
Kenneth Hopkins, SIC Chairperson

EVALUATION RESULTS

	Teachers	Students*	Parents*
Number of surveys returned	81	286	82
Percent satisfied with learning environment	82.3%	72.5%	76.3%
Percent satisfied with social and physical environment	90.0%	69.2%	76.5%
Percent satisfied with school-home relations	73.8%	83.0%	74.1%

*Only students at the highest middle school grade level at this school and their parents were included.

Comprehensive detail, including definitions of ratings, performance criteria, and explanations of status, is available on www.ed.sc.gov and www.eoc.sc.gov as well as school and school district websites.

Printed versions are available from school districts upon request.

Abbreviations Key

N/A Not Applicable N/AV Not Available N/C Not Collected N/R Not Reported I/S Insufficient Sample TBD To be determined
NI Newly Identified CSI Continuing School Improvement CA Corrective Action RP Plan to Restructure R Restructure DELAY School Improvement Status HOLD School Improvement Status