



# SC Annual School Report Card Summary

Carolina Springs Middle  
 Lexington County School District One  
 Grades: 6-8 Enrollment: 770  
 Principal: Alan G. Zwart  
 Superintendent: Dr. Karen C. Woodward  
 Board Chair: Cynthia S. Smith

## PERFORMANCE

Comprehensive detail, including definitions of ratings, performance criteria, and explanations of status, is available on [www.ed.sc.gov](http://www.ed.sc.gov) and [www.eoc.sc.gov](http://www.eoc.sc.gov) as well as school and school district websites. Printed versions are available from school districts upon request.

YEAR	ABSOLUTE RATING	GROWTH RATING	PALMETTO GOLD AND SILVER AWARD		ESEA/FEDERAL ACCOUNTABILITY RATING SYSTEM	
			General Performance	Closing the Gap	ESEA Grade	Accountability Indicator
2012	Good	Good	TBD	TBD	A	N/A
2011	Excellent	Excellent	Gold	N/A	Not Met	N/A
2010	Good	Excellent	Gold	Silver	Not Met	N/A

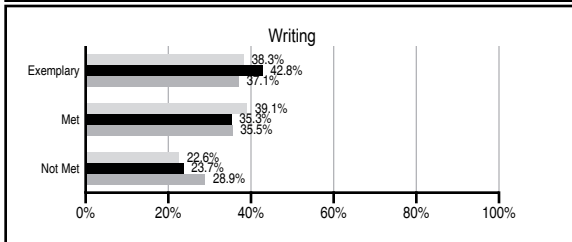
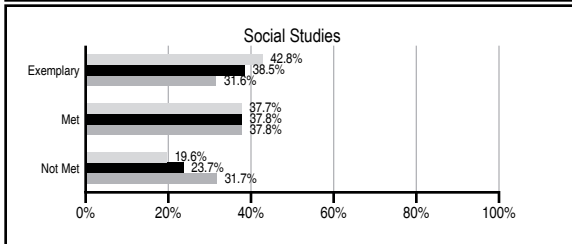
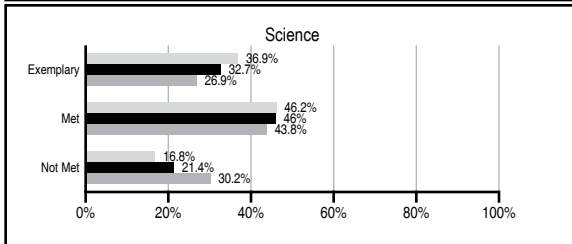
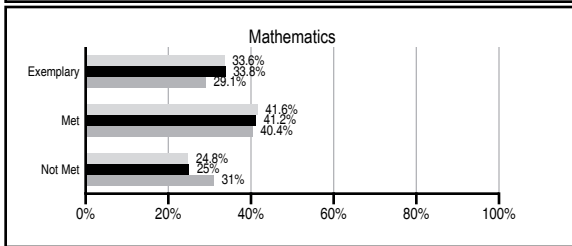
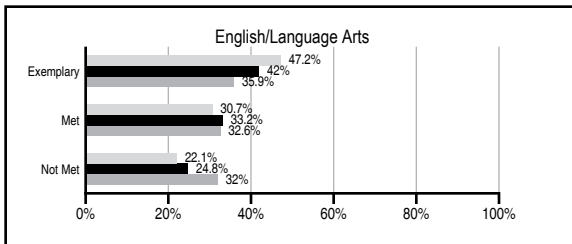
## ABSOLUTE RATINGS OF MIDDLE SCHOOLS WITH STUDENTS LIKE OURS\*

EXCELLENT	GOOD	AVERAGE	BELOW AVERAGE	AT-RISK
15	18	10	0	1

\* Ratings are calculated with data available by 11/07/2012. Schools with Students Like Ours are Middle Schools with Poverty Indices of no more than 5% above or below the index for this school.

## PASS PERFORMANCE

Our School Middle Schools with Students Like Ours Middle schools statewide



## NAEP PERFORMANCE\*

\* Performance reported for SC and nation, data not available at school level. Percentages at NAEP Achievement Levels.

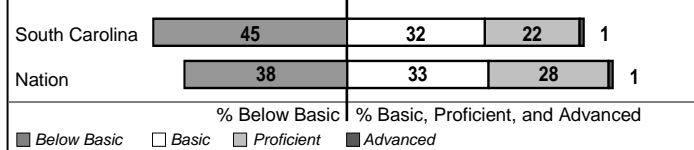
### READING – GRADE 8 (2011)



### MATH – GRADE 8 (2011)



### SCIENCE – GRADE 8 (2009)



## END OF COURSE TESTS - 2012

% of students scoring 70 or above on:	Our Middle School	Middle Schools with Students Like Ours
Algebra 1/Math for the Technologies 2	100.0	98.3
English 1	100.0	88.3
Physical Science	N/A	N/A
US History and the Constitution	N/A	9
All Subjects	100.0	95.2

## SC PERFORMANCE VISION

*By 2020 all students will graduate with the knowledge and skills necessary to compete successfully in the global economy, participate in a democratic society and contribute positively as members of families and communities.*

### Abbreviations Key

N/A Not Applicable N/AV Not Available N/C Not Collected N/R Not Reported I/S Insufficient Sample TBD To be determined

**Carolina Springs Middle  
[Lexington County School District One]**

**SCHOOL PROFILE**

	Our School	Change from Last Year	Middle Schools with Students Like Ours	Median Middle School
<b>Students (n=770)</b>				
Students enrolled in high school credit courses (grades 7 & 8)	19.5%	Down from 22.8%	30.0%	22.9%
Retention rate	2.0%	Up from 0.8%	0.7%	0.8%
Attendance rate	95.9%	Down from 96.2%	96.6%	96.2%
Served by gifted and talented program	N/AV	N/AV	N/AV	N/AV
With disabilities other than speech	N/AV	N/AV	N/AV	N/AV
Older than usual for grade	N/AV	N/AV	N/AV	N/AV
Out-of-school suspensions or expulsions for violent and/or criminal offenses	0.9%	Down from 1.2%	0.5%	0.5%
Annual dropout rate	0.0%	No Change	0.0%	0.0%
<b>Teachers (n=53)</b>				
Teachers with advanced degrees	49.1%	Down from 56.6%	63.0%	61.3%
Continuing contract teachers	N/AV	N/AV	N/AV	N/AV
Teachers returning from previous year	90.9%	Down from 92.4%	88.5%	86.7%
Teacher attendance rate	95.9%	Up from 95.1%	95.3%	95.2%
Average teacher salary*	\$45,880	Down 0.5%	\$47,022	\$46,422
Classes not taught by highly qualified teachers	0.9%	Up from 0.0%	1.3%	2.0%
Professional development days/teacher	12.3 days	Down from 13.8 days	10.9 days	10.0 days
<b>School</b>				
Principal's years at school	5.0	Up from 4.0	5.0	4.0
Student-teacher ratio in core subjects	25.7 to 1	Up from 24.1 to 1	24.2 to 1	22.0 to 1
Prime instructional time	91.4%	Up from 90.3%	91.0%	90.1%
Opportunities in the arts	Excellent	No Change	Excellent	Good
SACS accreditation	Yes	No Change	Yes	Yes
Parents attending conferences	96.9%	Up from 95.7%	98.8%	98.8%
Character development program	Good	No Change	Good	Good
Dollars spent per pupil**	\$7,453	Down 1.2%	\$6,803	\$7,245
Percent of expenditures for instruction**	62.8%	Down from 64.0%	62.8%	63.1%
Percent of expenditures for teacher salaries**	61.6%	Down from 62.8%	60.3%	60.9%
ESEA composite index score	98.2	N/A	90.3	88.1

\* Length of contract = 185+ days.

\*\* Prior year audited financial data available.

**EVALUATION RESULTS**

	Teachers	Students*	Parents*
Number of surveys returned	48	218	47
Percent satisfied with learning environment	95.7%	78.8%	85.1%
Percent satisfied with social and physical environment	97.9%	78.2%	80.4%
Percent satisfied with school-home relations	95.8%	87.0%	82.2%

\*Only students at the highest middle school grade level at this school and their parents were included.

**REPORT OF PRINCIPAL AND  
SCHOOL IMPROVEMENT COUNCIL**

In 2011-2012, Carolina Springs Middle School received the South Carolina Palmetto Gold award. The award distinguished CSMS as a school with an "Excellent" absolute student achievement rating and "Excellent" student improvement rating. The award for achievement and improvement is the highest recognition presented by the state. Our band, choral and orchestra programs received Excellent and Superior individual and ensemble awards this year, and the band program received the coveted S.C. Band Directors Association's Outstanding Performance Award (OPA) for the third consecutive year. Demonstrating good sportsmanship, the CSMS athletic teams represented our school proudly, with the football team posting a best-in-school-history 7-1 record. The CSMS Robotics Team placed first in region competition and third in robot performance at the state competition.

The CSMS PTSA and School Improvement Council provided outstanding support and leadership throughout the year. Our PTSA sponsored landscape projects as well as parent/student education programs and staff/student recognition. Our students, parents and staff continued to support many community service projects.

Funding was provided for the CSMS STEM (Science, Technology, Engineering and Mathematics) Lab in 2011-2012 through the Lexington One Educational Foundation. We recognized the Foundation Board for providing this wonderful 21st century learning facility at the CSMS Stem Lab ribbon cutting ceremony.

CSMS will offer Spanish, French, German or Latin to all middle school students as part of core instruction beginning in 2012-2013. Students will receive equivalent instruction in a world language, mathematics, science, social studies and English/language arts. Students will also receive personal mobile computing devices at the beginning of the 2012-2013 school year, routinely using technology tools for learning as they become responsible 21st century digital learners. This supports the continuing goal that students become self-directed learners who manage their learning throughout life. South Carolina adopted the Common Core State Standards (CCSS) for English/language arts and for mathematics in July of 2010. CCSS provides a consistent, clear understanding of what students are expected to learn. With this information, teachers and parents know what they need to do to help their students succeed. Lexington County School District One and CSMS are engaged in a four-year-long plan to prepare for full implementation of CCSS in 2014-2015 and to ensure teachers can build the best lessons and environments for their classrooms.

Our ongoing challenges include serving struggling students as they strive to master important reading, writing and mathematics skills so that they can be successful in high school and beyond. Our staff uses Measures of Academic Progress (MAP) test results and formative and summative assessment data to identify struggling students. We then provide time and support during "Buffer Time" where students can make up tests, complete homework and class work, and redo work to standard.

Our staff will develop collaborative, plurilingual learners capable of critical thinking in the 21st century. The Lexington One "Schools of the Future - Now!" initiative demands that we provide the learning opportunities and tools our students need to manage this change and to become a new generation of leaders and global citizens.

Principal Alan Zwart and SIC Chair Theresa Simmons

Comprehensive detail, including definitions of ratings, performance criteria, and explanations of status, is available on [www.ed.sc.gov](http://www.ed.sc.gov) and [www.eoc.sc.gov](http://www.eoc.sc.gov) as well as school and school district websites.

Printed versions are available from school districts upon request.

**Abbreviations Key**

N/A Not Applicable N/AV Not Available N/C Not Collected N/R Not Reported I/S Insufficient Sample TBD To be determined

NI Newly Identified CSI Continuing School Improvement CA Corrective Action RP Plan to Restructure R Restructure DELAY School Improvement Status HOLD School Improvement Status