



SC Annual School Report Card Summary

Pleasant Hill Middle
 Lexington County School District One
 Grades: 6-8 Enrollment: 1,107
 Principal: Thomas E. Rivers, Jr.
 Superintendent: Dr. Karen C. Woodward
 Board Chair: Cynthia S. Smith

PERFORMANCE

Comprehensive detail, including definitions of ratings, performance criteria, and explanations of status, is available on www.ed.sc.gov and www.eoc.sc.gov as well as school and school district websites. Printed versions are available from school districts upon request.

YEAR	ABSOLUTE RATING	GROWTH RATING	PALMETTO GOLD AND SILVER AWARD		ESEA/FEDERAL ACCOUNTABILITY RATING SYSTEM	
			General Performance	Closing the Gap	ESEA Grade	Accountability Indicator
2012	Excellent	Excellent	TBD	TBD	A	N/A
2011	Excellent	Excellent	Gold	Silver	Not Met	N/A
2010	Excellent	Excellent	Gold	Silver	Not Met	N/A

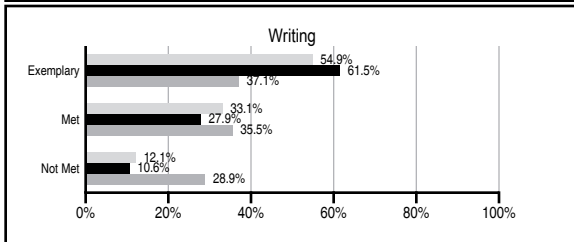
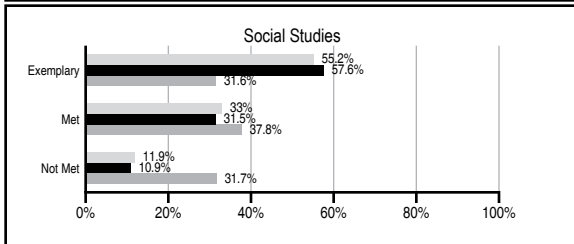
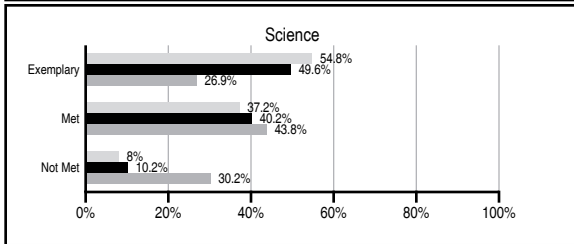
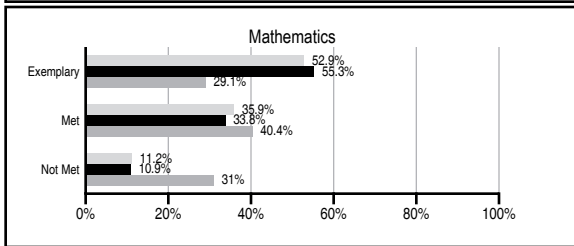
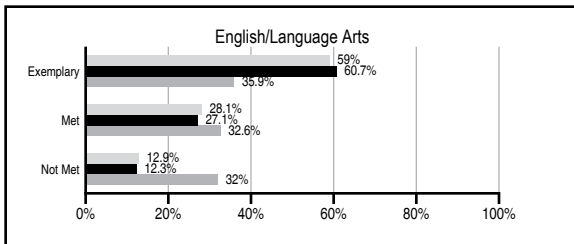
ABSOLUTE RATINGS OF MIDDLE SCHOOLS WITH STUDENTS LIKE OURS*

EXCELLENT	GOOD	AVERAGE	BELOW AVERAGE	AT-RISK
9	0	1	0	0

* Ratings are calculated with data available by 11/07/2012. Schools with Students Like Ours are Middle Schools with Poverty Indices of no more than 5% above or below the index for this school.




PASS PERFORMANCE

Our School Middle Schools with Students Like Ours Middle schools statewide



NAEP PERFORMANCE*

* Performance reported for SC and nation, data not available at school level. Percentages at NAEP Achievement Levels.



END OF COURSE TESTS - 2012

% of students scoring 70 or above on:	Our Middle School	Middle Schools with Students Like Ours
Algebra 1/Math for the Technologies 2	100.0	98.4
English 1	100.0	97.1
Physical Science	N/A	N/A
US History and the Constitution	N/A	N/A
All Subjects	100.0	97.8

SC PERFORMANCE VISION

By 2020 all students will graduate with the knowledge and skills necessary to compete successfully in the global economy, participate in a democratic society and contribute positively as members of families and communities.

Abbreviations Key

N/A Not Applicable N/AV Not Available N/C Not Collected N/R Not Reported I/S Insufficient Sample TBD To be determined

Pleasant Hill Middle
[Lexington County School District One]

SCHOOL PROFILE

	Our School	Change from Last Year	Middle Schools with Students Like Ours	Median Middle School
Students (n=1,107)				
Students enrolled in high school credit courses (grades 7 & 8)	21.2%	Down from 27.3%	24.9%	22.9%
Retention rate	0.1%	Down from 0.3%	0.2%	0.8%
Attendance rate	96.2%	Up from 94.0%	96.7%	96.2%
Served by gifted and talented program	N/AV	N/AV	N/AV	N/AV
With disabilities other than speech	N/AV	N/AV	N/AV	N/AV
Older than usual for grade	N/AV	N/AV	N/AV	N/AV
Out-of-school suspensions or expulsions for violent and/or criminal offenses	0.3%	Down from 0.4%	0.3%	0.5%
Annual dropout rate	0.0%	No Change	0.0%	0.0%
Teachers (n=69)				
Teachers with advanced degrees	65.2%	Up from 62.7%	56.7%	61.3%
Continuing contract teachers	N/AV	N/AV	N/AV	N/AV
Teachers returning from previous year	93.1%	Down from 95.2%	90.5%	86.7%
Teacher attendance rate	95.8%	Up from 95.3%	95.4%	95.2%
Average teacher salary*	\$49,022	Up 2.3%	\$48,579	\$46,422
Classes not taught by highly qualified teachers	0.0%	No Change	0.5%	2.0%
Professional development days/teacher	9.1 days	Up from 8.8 days	9.7 days	10.0 days
School				
Principal's years at school	1.0	Down from 5.0	1.5	4.0
Student-teacher ratio in core subjects	24.7 to 1	Up from 23.6 to 1	24.5 to 1	22.0 to 1
Prime instructional time	91.3%	Up from 88.1%	91.3%	90.1%
Opportunities in the arts	Excellent	No Change	Excellent	Good
SACS accreditation	Yes	No Change	Yes	Yes
Parents attending conferences	100.0%	No Change	99.7%	98.8%
Character development program	Good	No Change	Excellent	Good
Dollars spent per pupil**	\$6,705	Up 0.3%	\$6,336	\$7,245
Percent of expenditures for instruction**	64.2%	Down from 67.7%	67.7%	63.1%
Percent of expenditures for teacher salaries**	63.2%	Down from 66.4%	66.3%	60.9%
ESEA composite index score	95.3	N/A	92.2	88.1

* Length of contract = 185+ days.

** Prior year audited financial data available.

EVALUATION RESULTS

	Teachers	Students*	Parents*
Number of surveys returned	55	345	139
Percent satisfied with learning environment	96.3%	81.4%	92.6%
Percent satisfied with social and physical environment	100.0%	85.7%	90.5%
Percent satisfied with school-home relations	96.4%	88.3%	86.3%

*Only students at the highest middle school grade level at this school and their parents were included.

REPORT OF PRINCIPAL AND SCHOOL IMPROVEMENT COUNCIL

During the 2011-2012 school year, Pleasant Hill Middle School received several awards for student performance. The South Carolina State Department of Education awarded the school a Palmetto Gold Award for outstanding student achievement and a Palmetto Silver Award for closing the achievement gap. For the last three years, the school has received an "Excellent" rating on the school report card and has continued to be recognized as one of the state's top-performing middle schools.

The faculty and staff received numerous awards this year. Anné Peterson, a special education teacher, was named PHMS Teacher of the Year. In addition, she was also selected as a 2012 Lexington County School District One Teacher of the Year Finalist. The Guidance Department successfully met the criteria to become a Recognized ASCA Model Program by the American School Counselor Association.

Throughout the school year, the students have shown their excellence in athletics and the arts. The girls' basketball team finished with an undefeated season and won the conference championship. The cheerleading team won the state cheer competition. The Honor Band earned straight Superior ratings at the S.C. Concert Festival. The seventh- and eighth-grade orchestra received an Excellent rating at the S.C. Concert Festival. Ten Musical Theatre students took first place statewide in the middle school division at the S.C. Theatre and Speech competition. The "Celerity" RACE Team received first place in the middle school division at NASCAR STEM Initiative.

Fostering student leadership has been an important goal this year. The school organized the first Miss PHMS Pageant. A Student Ambassador program was created with the purpose of providing support to new students and visitors. The school received a charter for the National Junior Honor Society.

The PTSA and School Improvement Council served as an integral resource to the school. They sponsored the Cougar Carnival, an end-of-the-year family celebration, and developed a sixth-grade survey to measure parents' transitional needs. During the year, a community partnership was established with Home Depot. This company generously donated supplies and employee services to remodel the courtyard garden outside the Learning Commons.

While the school made strides in many areas, an ongoing challenge has been differentiating instruction to reach students at all ability levels. Teachers are working to overcome this barrier by incorporating best instructional practices learned through professional learning communities and weekly staff development meetings.

We are proud of our accomplishments this year and look forward to doing great things next year. Our mission is to produce successful lifelong learners and leaders by cultivating students' confidence, creativity and intellectual independence.

Principal Thomas E. Rivers Jr. and SIC Chair Cindy McMahan

Comprehensive detail, including definitions of ratings, performance criteria, and explanations of status, is available on www.ed.sc.gov and www.eoc.sc.gov as well as school and school district websites.

Printed versions are available from school districts upon request.

Abbreviations Key

N/A Not Applicable N/AV Not Available N/C Not Collected N/R Not Reported I/S Insufficient Sample TBD To be determined

NI Newly Identified CSI Continuing School Improvement CA Corrective Action RP Plan to Restructure R Restructure DELAY School Improvement Status HOLD School Improvement Status