



SC Annual School Report Card Summary

Pelion Middle
Lexington County School District One
Grades: 6-8 **Enrollment: 604**
Principal: Sandra Jowers
Superintendent: Dr. Karen C. Woodward
Board Chair: Cynthia S. Smith

PERFORMANCE

Comprehensive detail, including definitions of ratings, performance criteria, and explanations of status, is available on www.ed.sc.gov and www.eoc.sc.gov as well as school and school district websites. Printed versions are available from school districts upon request.

| YEAR | ABSOLUTE RATING | GROWTH RATING | PALMETTO GOLD AND SILVER AWARD | | ESEA/FEDERAL ACCOUNTABILITY RATING SYSTEM | |
|------|-----------------|---------------|--------------------------------|-----------------|---|--------------------------|
| | | | General Performance | Closing the Gap | ESEA Grade | Accountability Indicator |
| 2012 | Average | Good | TBD | TBD | A | N/A |
| 2011 | Average | Average | Silver | N/A | Not Met | N/A |
| 2010 | Average | Average | N/A | N/A | Not Met | N/A |

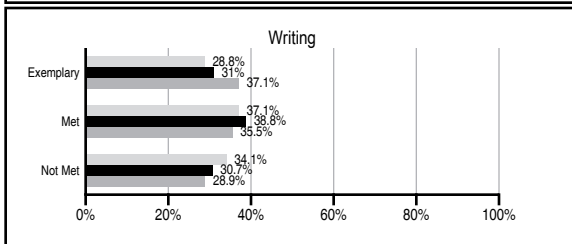
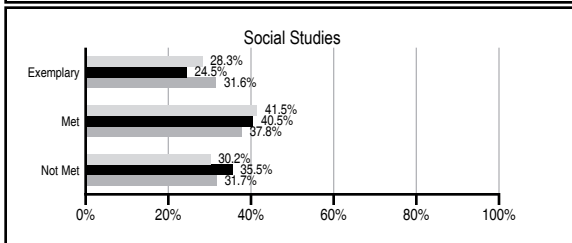
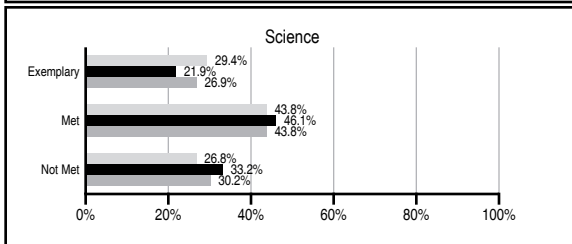
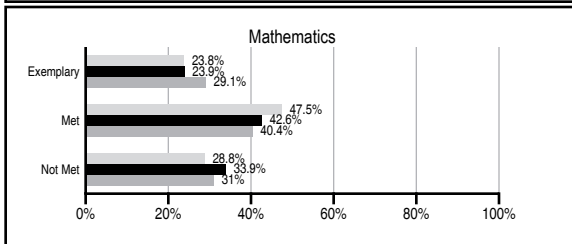
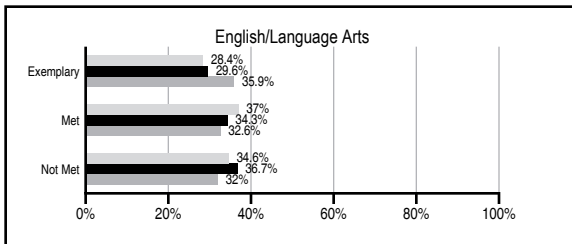
ABSOLUTE RATINGS OF MIDDLE SCHOOLS WITH STUDENTS LIKE OURS*

| EXCELLENT | GOOD | AVERAGE | BELOW AVERAGE | AT-RISK |
|-----------|------|---------|---------------|---------|
| 2 | 5 | 44 | 4 | 2 |

* Ratings are calculated with data available by 11/07/2012. Schools with Students Like Ours are Middle Schools with Poverty Indices of no more than 5% above or below the index for this school.

PASS PERFORMANCE

Our School
 Middle Schools with Students Like Ours
 Middle schools statewide



NAEP PERFORMANCE*

* Performance reported for SC and nation, data not available at school level. Percentages at NAEP Achievement Levels.



END OF COURSE TESTS - 2012

| % of students scoring 70 or above on: | Our Middle School | Middle Schools with Students Like Ours |
|---------------------------------------|-------------------|--|
| Algebra 1/Math for the Technologies 2 | 95.8 | 97.0 |
| English 1 | 96.3 | 94.8 |
| Physical Science | N/A | N/A |
| US History and the Constitution | N/A | N/A |
| All Subjects | 96.1 | 96.7 |

SC PERFORMANCE VISION

By 2020 all students will graduate with the knowledge and skills necessary to compete successfully in the global economy, participate in a democratic society and contribute positively as members of families and communities.

Abbreviations Key

N/A Not Applicable N/AV Not Available N/C Not Collected N/R Not Reported I/S Insufficient Sample TBD To be determined

Pelion Middle [Lexington County School District One]

SCHOOL PROFILE

| | Our School | Change from Last Year | Middle Schools with Students Like Ours | Median Middle School |
|--|------------|-----------------------|--|----------------------|
| Students (n=604) | | | | |
| Students enrolled in high school credit courses (grades 7 & 8) | 16.5% | Up from 9.0% | 21.7% | 22.9% |
| Retention rate | 0.5% | Down from 1.8% | 0.9% | 0.8% |
| Attendance rate | 95.2% | Up from 94.9% | 95.9% | 96.2% |
| Served by gifted and talented program | N/AV | N/AV | N/AV | N/AV |
| With disabilities other than speech | N/AV | N/AV | N/AV | N/AV |
| Older than usual for grade | N/AV | N/AV | N/AV | N/AV |
| Out-of-school suspensions or expulsions for violent and/or criminal offenses | 0.8% | Down from 2.2% | 0.5% | 0.5% |
| Annual dropout rate | 0.0% | No Change | 0.0% | 0.0% |
| Teachers (n=47) | | | | |
| Teachers with advanced degrees | 57.4% | Up from 54.3% | 60.5% | 61.3% |
| Continuing contract teachers | N/AV | N/AV | N/AV | N/AV |
| Teachers returning from previous year | 87.6% | Up from 83.7% | 84.7% | 86.7% |
| Teacher attendance rate | 95.9% | Up from 95.4% | 95.1% | 95.2% |
| Average teacher salary* | \$46,593 | Up 3.2% | \$45,394 | \$46,422 |
| Classes not taught by highly qualified teachers | 0.0% | Down from 2.2% | 1.1% | 2.0% |
| Professional development days/teacher | 22.2 days | Down from 23.3 days | 10.0 days | 10.0 days |
| School | | | | |
| Principal's years at school | 6.0 | Up from 5.0 | 5.0 | 4.0 |
| Student-teacher ratio in core subjects | 24.3 to 1 | Up from 24.1 to 1 | 22.2 to 1 | 22.0 to 1 |
| Prime instructional time | 90.6% | Up from 88.7% | 89.4% | 90.1% |
| Opportunities in the arts | Good | No Change | Good | Good |
| SACS accreditation | Yes | No Change | Yes | Yes |
| Parents attending conferences | 98.4% | Up from 96.0% | 98.3% | 98.8% |
| Character development program | Excellent | No Change | Good | Good |
| Dollars spent per pupil** | \$8,169 | Down 1.9% | \$7,272 | \$7,245 |
| Percent of expenditures for instruction** | 60.3% | Up from 60.2% | 61.9% | 63.1% |
| Percent of expenditures for teacher salaries** | 59.0% | Down from 59.1% | 59.0% | 60.9% |
| ESEA composite index score | 91.9 | N/A | 85.0 | 88.1 |

* Length of contract = 185+ days.

** Prior year audited financial data available.

EVALUATION RESULTS

| | Teachers | Students* | Parents* |
|--|----------|-----------|----------|
| Number of surveys returned | 38 | 197 | 58 |
| Percent satisfied with learning environment | 86.8% | 76.6% | 80.7% |
| Percent satisfied with social and physical environment | 86.8% | 77.6% | 73.7% |
| Percent satisfied with school-home relations | 81.6% | 84.2% | 70.2% |

*Only students at the highest middle school grade level at this school and their parents were included.

Comprehensive detail, including definitions of ratings, performance criteria, and explanations of status, is available on www.ed.sc.gov and www.eoc.sc.gov as well as school and school district websites.

Printed versions are available from school districts upon request.

REPORT OF PRINCIPAL AND SCHOOL IMPROVEMENT COUNCIL

Pelion Middle School experienced growth during 2011-2012 and remained focused on ensuring that all our students become self-directed, creative, collaborative, caring and plurilingual learners who are on a path to flourish in high school and beyond. As a rural community with a high poverty rate, some of our students have unique challenges. Our commitment is that each student, including those who have not met standard on state testing (about 30 percent school-wide), makes progress toward reaching his goals. About 40 percent of our seventh-grade students did not meet standard in mathematics and ELA. Research-based instructional interventions to improve those scores included classroom-level interventions, Response to Intervention classes, special education services, guidance services, regular administrative monitoring and individual conferences. Our staff, students and parents have been doing "Whatever it Takes" to achieve success.

To focus on student learning, we have increased our commitment to staff development. Through weekly staff development sessions this year, our teachers and administrators focused on developing skills through the Gradual Release of Responsibility instructional model and by studying our grading practices. Teachers continued working collaboratively to develop and analyze common assessments, and to plan effective and engaging instruction.

Students at Pelion Middle excelled in artistic and athletic endeavors. Students performed in band, chorus, orchestra and the visual arts at school and in competitions. Approximately 37 percent of our students participate in our fine arts program and approximately 40 percent participate in nine interscholastic sports programs at Pelion Middle and Pelion High schools.

During this school year we have refined our positive behavior support system. Our staff recognizes positive behavior and random acts of kindness through "High Five" bucks and "Paws-itive Referrals." School-wide discipline issues and referrals have continued to decline, and our school climate is one of caring and respect.

As always, parent support is a vital component of our success. Parent participation in guidance and academic conferences was extremely high this year. We had excellent community turnouts for Math, Science and Humanities Nights; sporting events and concerts. We have also worked to increase our connections to our immediate neighbors, the Pelion community and other stakeholders through sharing our mission and vision, and inviting participation in our many programs.

As we prepare for the 2012-2013 school year, we look forward to adding world language to our core curriculum, implementing personal mobile computing through the provision of devices for all students, and structuring our schedule and instruction to meet the needs of all learners. We are committed to our mission of preparing students for successful transition to high school as they work toward becoming productive 21st century graduates.

Principal Sandra Jowers and SIC Chair Randy Edwards

Abbreviations Key

N/A Not Applicable N/AV Not Available N/C Not Collected N/R Not Reported I/S Insufficient Sample TBD To be determined

NI Newly Identified CSI Continuing School Improvement CA Corrective Action RP Plan to Restructure R Restructure DELAY School Improvement Status HOLD School Improvement Status