



SC Annual School Report Card Summary

Gilbert Middle
 Lexington County School District One
 Grades: 6-8 Enrollment: 709
 Principal: Benjamin D. Ricard
 Superintendent: Dr. Karen C. Woodward
 Board Chair: Cynthia S. Smith

PERFORMANCE

Comprehensive detail, including definitions of ratings, performance criteria, and explanations of status, is available on www.ed.sc.gov and www.eoc.sc.gov as well as school and school district websites. Printed versions are available from school districts upon request.

YEAR	ABSOLUTE RATING	GROWTH RATING	PALMETTO GOLD AND SILVER AWARD		ESEA/FEDERAL ACCOUNTABILITY RATING SYSTEM	
			General Performance	Closing the Gap	ESEA Grade	Accountability Indicator
2012	Good	Excellent	TBD	TBD	A	N/A
2011	Average	Average	Silver	N/A	Not Met	N/A
2010	Average	Good	Silver	N/A	Not Met	N/A

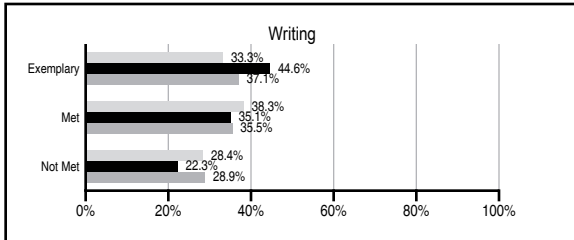
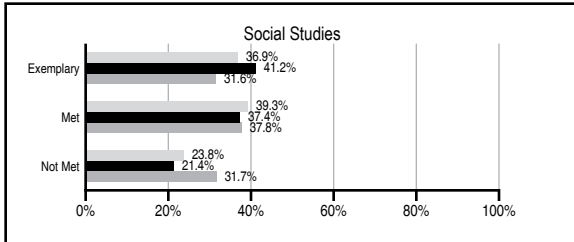
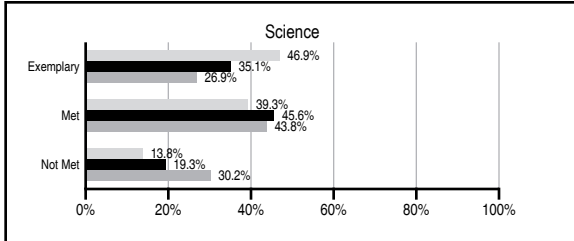
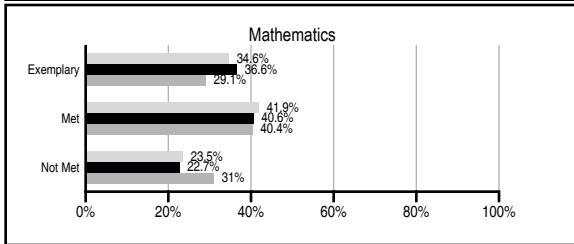
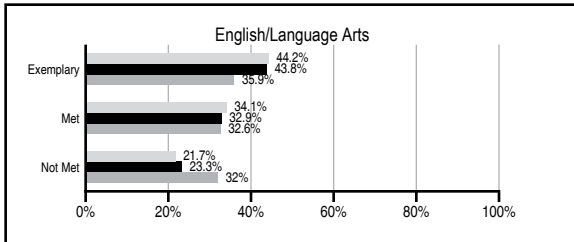
ABSOLUTE RATINGS OF MIDDLE SCHOOLS WITH STUDENTS LIKE OURS*

EXCELLENT	GOOD	AVERAGE	BELOW AVERAGE	AT-RISK
19	15	6	0	1

* Ratings are calculated with data available by 11/07/2012. Schools with Students Like Ours are Middle Schools with Poverty Indices of no more than 5% above or below the index for this school.

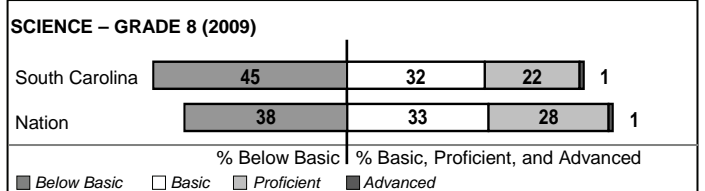
PASS PERFORMANCE

Our School
 Middle Schools with Students Like Ours
 Middle schools statewide



NAEP PERFORMANCE*

* Performance reported for SC and nation, data not available at school level. Percentages at NAEP Achievement Levels.



END OF COURSE TESTS - 2012

% of students scoring 70 or above on:	Our Middle School	Middle Schools with Students Like Ours
Algebra 1/Math for the Technologies 2	98.1	98.4
English 1	95.5	93.4
Physical Science	N/A	N/A
US History and the Constitution	N/A	9
All Subjects	96.7	95.1

SC PERFORMANCE VISION

By 2020 all students will graduate with the knowledge and skills necessary to compete successfully in the global economy, participate in a democratic society and contribute positively as members of families and communities.

Abbreviations Key

N/A Not Applicable N/AV Not Available N/C Not Collected N/R Not Reported I/S Insufficient Sample TBD To be determined

Gilbert Middle [Lexington County School District One]

SCHOOL PROFILE

	Our School	Change from Last Year	Middle Schools with Students Like Ours	Median Middle School
Students (n=709)				
Students enrolled in high school credit courses (grades 7 & 8)	27.1%	Down from 51.9%	25.0%	22.9%
Retention rate	0.6%	Up from 0.0%	0.7%	0.8%
Attendance rate	95.6%	Up from 95.5%	96.5%	96.2%
Served by gifted and talented program	N/AV	N/AV	N/AV	N/AV
With disabilities other than speech	N/AV	N/AV	N/AV	N/AV
Older than usual for grade	N/AV	N/AV	N/AV	N/AV
Out-of-school suspensions or expulsions for violent and/or criminal offenses	1.0%	Up from 0.4%	0.4%	0.5%
Annual dropout rate	0.0%	No Change	0.0%	0.0%
Teachers (n=53)				
Teachers with advanced degrees	64.2%	Down from 66.0%	63.6%	61.3%
Continuing contract teachers	N/AV	N/AV	N/AV	N/AV
Teachers returning from previous year	89.2%	Down from 91.8%	89.2%	86.7%
Teacher attendance rate	94.7%	Down from 94.9%	95.2%	95.2%
Average teacher salary*	\$52,029	Up 7.2%	\$47,505	\$46,422
Classes not taught by highly qualified teachers	3.3%	Up from 1.8%	1.4%	2.0%
Professional development days/teacher	7.7 days	Down from 9.9 days	10.4 days	10.0 days
School				
Principal's years at school	6.0	Up from 5.0	5.0	4.0
Student-teacher ratio in core subjects	22.1 to 1	Down from 23.7 to 1	24.0 to 1	22.0 to 1
Prime instructional time	89.3%	Up from 89.2%	90.8%	90.1%
Opportunities in the arts	Excellent	No Change	Excellent	Good
SACS accreditation	Yes	No Change	Yes	Yes
Parents attending conferences	98.7%	Up from 98.0%	98.8%	98.8%
Character development program	Excellent	No Change	Excellent	Good
Dollars spent per pupil**	\$7,561	Down 6.6%	\$6,922	\$7,245
Percent of expenditures for instruction**	62.4%	Down from 65.0%	63.1%	63.1%
Percent of expenditures for teacher salaries**	60.3%	Down from 64.0%	61.6%	60.9%
ESEA composite index score	94.6	N/A	91.0	88.1

* Length of contract = 185+ days.

** Prior year audited financial data available.

EVALUATION RESULTS

	Teachers	Students*	Parents*
Number of surveys returned	43	205	102
Percent satisfied with learning environment	97.6%	86.3%	92.8%
Percent satisfied with social and physical environment	97.6%	86.2%	89.0%
Percent satisfied with school-home relations	92.9%	86.2%	81.2%

*Only students at the highest middle school grade level at this school and their parents were included.

REPORT OF PRINCIPAL AND SCHOOL IMPROVEMENT COUNCIL

In partnership with our community, the faculty and staff of Gilbert Middle School continue to prepare our students to be self-directed learners and contributing citizens in our global 21st century society. As an acknowledgment of the hard work of our students and faculty, we received the S.C. State Department of Education's Palmetto Silver Award for academic achievement, the second consecutive year GMS has received this honor.

Student achievement data indicate that a barrier to some students' improved achievement is their performance in English language arts including writing. Measures of Academic Performance (MAP) assessment scores, Palmetto Assessment of State Standards (PASS) scores, as well as data collected through our district-wide writing prompts provide the data necessary to make appropriate curricular and instructional decisions to meet our learners where they are and help them succeed.

We developed our school's professional development plan based on student assessment data. This year's plan focused on increasing rigor in instruction in all content areas, improving classroom culture and providing teachers with strategies they can use to help students develop stronger learning skills. We are ensuring that instruction moves from modeling and guided practice to collaborative work among students, then on to independent activities that demonstrate students' mastery of the concepts taught.

GMS students participated in numerous projects serving others, raising funds and awareness for a variety of causes. Students collected \$3,000 for Honor Flight of South Carolina to help send six World War II veterans to Washington, D.C. We are proud of our students' efforts to raise money for Relay For Life and Pennies for Patients. Our ProTeam students continued their yearly support of Gilbert Primary School's Special Olympic athletes.

We continue to take pride in the success our students find in the arts and on the athletic fields. Our band, chorus and orchestra students achieved numerous superior and excellent ratings from festivals and competitions throughout the Southeast.

We are grateful for our community's support and involvement in our school. The PTO and SIC have worked very hard to enhance each student's educational experience, and we thank them for their efforts.

Principal Benji Ricard and SIC Chair Angie Lewis

Comprehensive detail, including definitions of ratings, performance criteria, and explanations of status, is available on www.ed.sc.gov and www.eoc.sc.gov as well as school and school district websites.

Printed versions are available from school districts upon request.

Abbreviations Key

N/A Not Applicable N/AV Not Available N/C Not Collected N/R Not Reported I/S Insufficient Sample TBD To be determined

NI Newly Identified CSI Continuing School Improvement CA Corrective Action RP Plan to Restructure R Restructure DELAY School Improvement Status HOLD School Improvement Status