



# SC Annual School Report Card Summary

**White Knoll Middle**  
**Lexington County School District One**  
**Grades: 6-8**      **Enrollment: 777**  
**Principal: Guy Smith**  
**Superintendent: Dr. Karen C. Woodward**  
**Board Chair: Cynthia S. Smith**

## PERFORMANCE

Comprehensive detail, including definitions of ratings, performance criteria, and explanations of status, is available on [www.ed.sc.gov](http://www.ed.sc.gov) and [www.eoc.sc.gov](http://www.eoc.sc.gov) as well as school and school district websites. Printed versions are available from school districts upon request.

YEAR	ABSOLUTE RATING	GROWTH RATING	PALMETTO GOLD AND SILVER AWARD		ESEA/FEDERAL ACCOUNTABILITY RATING SYSTEM	
			General Performance	Closing the Gap	ESEA Grade	Accountability Indicator
2012	Excellent	Good	TBD	TBD	A	N/A
2011	Good	Excellent	Gold	N/A	Not Met	N/A
2010	Good	Excellent	Gold	Silver	Not Met	N/A

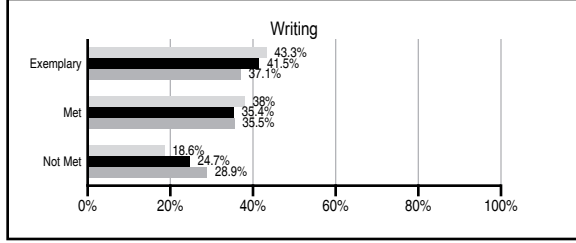
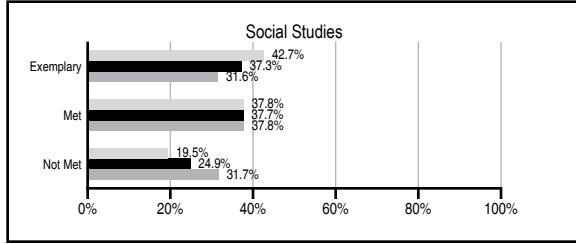
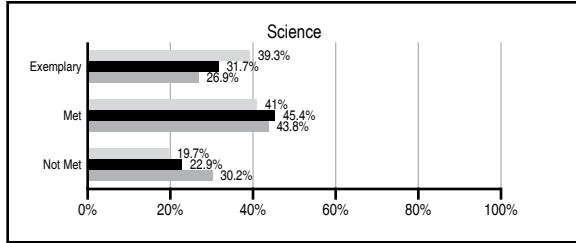
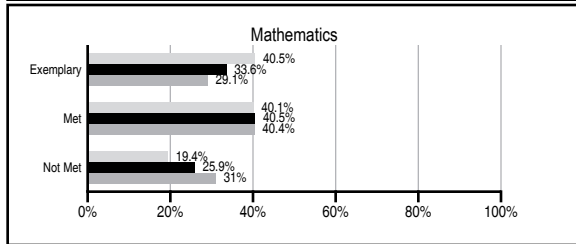
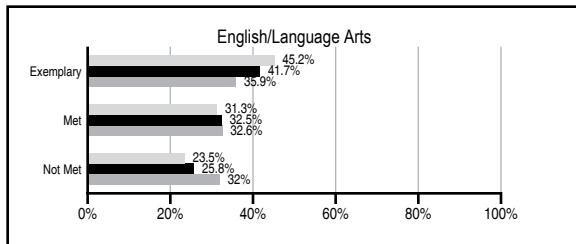
## ABSOLUTE RATINGS OF MIDDLE SCHOOLS WITH STUDENTS LIKE OURS\*

EXCELLENT	GOOD	AVERAGE	BELOW AVERAGE	AT-RISK
14	20	14	0	1

\* Ratings are calculated with data available by 11/07/2012. Schools with Students Like Ours are Middle Schools with Poverty Indices of no more than 5% above or below the index for this school.

## PASS PERFORMANCE

Our School     
  Middle Schools with Students Like Ours     
  Middle schools statewide



## NAEP PERFORMANCE\*

\* Performance reported for SC and nation, data not available at school level. Percentages at NAEP Achievement Levels.



## END OF COURSE TESTS - 2012

% of students scoring 70 or above on:	Our Middle School	Middle Schools with Students Like Ours
Algebra 1/Math for the Technologies 2	100.0	97.8
English 1	100.0	87.6
Physical Science	N/A	N/A
US History and the Constitution	N/A	N/A
All Subjects	100.0	95.3

## SC PERFORMANCE VISION

*By 2020 all students will graduate with the knowledge and skills necessary to compete successfully in the global economy, participate in a democratic society and contribute positively as members of families and communities.*

### Abbreviations Key

N/A Not Applicable N/AV Not Available N/C Not Collected N/R Not Reported I/S Insufficient Sample TBD To be determined

# White Knoll Middle [Lexington County School District

## SCHOOL PROFILE

	Our School	Change from Last Year	Middle Schools with Students Like Ours	Median Middle School
<b>Students (n=777)</b>				
Students enrolled in high school credit courses (grades 7 & 8)	20.9%	Up from 15.6%	32.4%	22.9%
Retention rate	1.3%	Down from 2.6%	0.6%	0.8%
Attendance rate	96.0%	Up from 95.2%	96.4%	96.2%
Served by gifted and talented program	N/AV	N/AV	N/AV	N/AV
With disabilities other than speech	N/AV	N/AV	N/AV	N/AV
Older than usual for grade	N/AV	N/AV	N/AV	N/AV
Out-of-school suspensions or expulsions for violent and/or criminal offenses	0.4%	Up from 0.0%	0.7%	0.5%
Annual dropout rate	0.0%	No Change	0.0%	0.0%
<b>Teachers (n=59)</b>				
Teachers with advanced degrees	69.5%	Up from 61.8%	62.5%	61.3%
Continuing contract teachers	N/AV	N/AV	N/AV	N/AV
Teachers returning from previous year	90.2%	Up from 85.4%	88.7%	86.7%
Teacher attendance rate	95.0%	Down from 96.3%	95.3%	95.2%
Average teacher salary*	\$47,022	Down 0.7%	\$46,977	\$46,422
Classes not taught by highly qualified teachers	0.0%	No Change	1.3%	2.0%
Professional development days/teacher	7.0 days	Up from 6.4 days	11.1 days	10.0 days
<b>School</b>				
Principal's years at school	18.0	Up from 17.0	5.0	4.0
Student-teacher ratio in core subjects	22.6 to 1	Up from 21.1 to 1	23.9 to 1	22.0 to 1
Prime instructional time	90.2%	Down from 90.5%	90.4%	90.1%
Opportunities in the arts	Excellent	Up from Good	Good	Good
SACS accreditation	Yes	No Change	Yes	Yes
Parents attending conferences	97.4%	Up from 94.3%	98.5%	98.8%
Character development program	Good	No Change	Good	Good
Dollars spent per pupil**	\$7,853	Down 2.0%	\$6,922	\$7,245
Percent of expenditures for instruction**	60.7%	Down from 63.4%	63.0%	63.1%
Percent of expenditures for teacher salaries**	59.5%	Down from 62.1%	61.4%	60.9%
ESEA composite index score	90.4	N/A	89.6	88.1

\* Length of contract = 185+ days.

\*\* Prior year audited financial data available.

## EVALUATION RESULTS

	Teachers	Students*	Parents*
Number of surveys returned	51	245	114
Percent satisfied with learning environment	82.4%	80.4%	83.9%
Percent satisfied with social and physical environment	96.1%	83.1%	77.0%
Percent satisfied with school-home relations	78.0%	82.4%	69.9%

\*Only students at the highest middle school grade level at this school and their parents were included.

## REPORT OF PRINCIPAL AND SCHOOL IMPROVEMENT COUNCIL

This year, White Knoll Middle reached a milestone, celebrating our 20th birthday! Over time, literally thousands of students, staff and parents have been touched by and contributed to the War Hawk experience. Throughout the year, we have tried to remain true to our mission and vision of preparing students to be prepared and successful for life in the 21st century. We are committed to our school motto that WKMS is "Where Kids Meet Success." As our test scores and other data show, WKMS has a right to be proud of our accomplishments in academics, athletics and the arts with a strong emphasis on technology. Probably our single most defining characteristic is the caring spirit that flourishes here. White Knoll is still recognized as "that school that raised half a million dollars to buy a fire truck for NYC after the tragedy of 9-11."

We earned Gold and Silver status for PASS Test scores again this year -- Gold for closing the Achievement Gap and Silver for Absolute Achievement. Twenty eighth-graders were named Junior Scholars. Two seventh-graders were named Duke Tip Scholars. Sixty-five percent of sixth- and seventh-graders met or exceeded their growth index in reading on MAP. More than 60 percent of seventh- and eighth-graders met or exceeded their growth index in mathematics on MAP. One hundred percent of eighth-graders taking the End of Course Test in Algebra I Honors and English I Honors passed. Three eighth-graders maintained A Honor Roll for three consecutive years, while 20 percent of all WKMS students maintained Honor Roll status for the entire school year. The WKMS Geography Bee winner, a seventh-grader, was selected to participate in the S.C. State Geography Bee at the State Museum in March. The fine and performing arts program continued to do well, with the band receiving a rating of Excellent at the SCBDA Concert Festival this year. Our Special Olympics team and fan club made up of special and regular education students performed with distinction and made us proud!

One barrier to doing even better is the highly transient nature of our student population, with about 25 percent moving in and out of school each year. Another obstacle to achieving even greater academic success is the ever-increasing poverty index within our area (from 28 to 63 percent over the past 20 years).

WKMS supports our community by helping those less fortunate. We raised \$4,000 through Pennies for Pasta for those afflicted with Leukemia and Lymphoma, \$4,000 for the American Cancer Society's Relay For Life and \$2,800 for the United Way. We also pitched in to help several students and their families struck by tragedy and loss.

This summer was another very busy time as we improved and renovated our building. In the summer of 2011, we replaced our roof and about 12 of our rooftop air-conditioning units. In the summer of 2012, we replaced the 20-year-old carpet and all the windows for greater energy efficiency, re-painted inside and out, renovated the cafeteria, re-configured the media center into a learning commons and installed a secured entry. We now look brand new thanks to community support from a bond referendum approved by the voters several years ago.

White Knoll Middle continues to recognize the value of working as a team with the heart, strength and persistence of a true War Hawk. The ongoing success of our students and staff would not be possible without the steady and dependable support and counsel of our parents and community. The PTA and SIC are there for us when we call on them and we look forward to their continued involvement.

Principal Nancy L. Turner, Ph.D. and SIC Chair Edna Moore

Comprehensive detail, including definitions of ratings, performance criteria, and explanations of status, is available on [www.ed.sc.gov](http://www.ed.sc.gov) and [www.eoc.sc.gov](http://www.eoc.sc.gov) as well as school and school district websites.

Printed versions are available from school districts upon request.

### Abbreviations Key

N/A Not Applicable N/AV Not Available N/C Not Collected N/R Not Reported I/S Insufficient Sample TBD To be determined

NI Newly Identified CSI Continuing School Improvement CA Corrective Action RP Plan to Restructure R Restructure DELAY School Improvement Status HOLD School Improvement Status