



# SC Annual School Report Card Summary

Northside Middle School  
 Greenwood School District 50  
 Grades: 6-8 Enrollment: 759  
 Principal: Cynthia Storer  
 Superintendent: Darrell Johnson  
 Board Chair: Shell Dula

## PERFORMANCE

Comprehensive detail, including definitions of ratings, performance criteria, and explanations of status, is available on [www.ed.sc.gov](http://www.ed.sc.gov) and [www.eoc.sc.gov](http://www.eoc.sc.gov) as well as school and school district websites. Printed versions are available from school districts upon request.

YEAR	ABSOLUTE RATING	GROWTH RATING	PALMETTO GOLD AND SILVER AWARD		ESEA/FEDERAL ACCOUNTABILITY RATING SYSTEM	
			General Performance	Closing the Gap	ESEA Grade	Accountability Indicator
2012	Good	Average	TBD	TBD	B	N/A
2011	Good	Good	Silver	N/A	Not Met	N/A
2010	Average	Average	N/A	N/A	Not Met	N/A

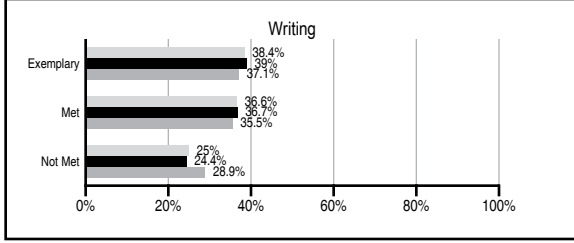
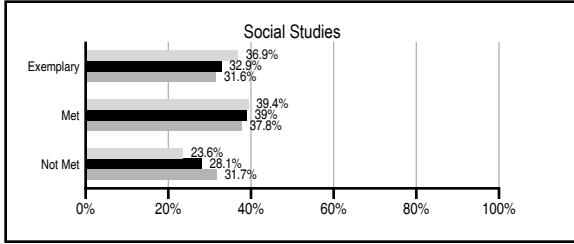
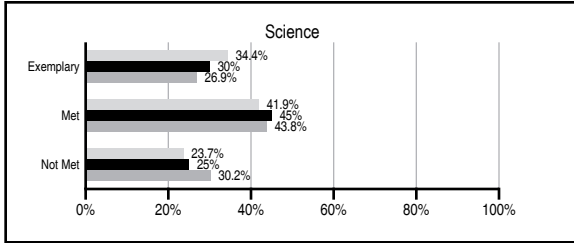
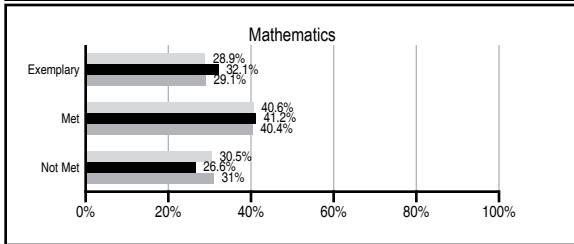
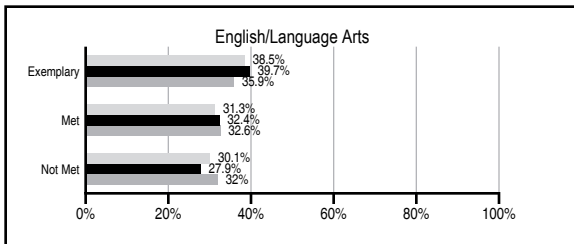
## ABSOLUTE RATINGS OF MIDDLE SCHOOLS WITH STUDENTS LIKE OURS\*

EXCELLENT	GOOD	AVERAGE	BELOW AVERAGE	AT-RISK
6	23	27	1	0

\* Ratings are calculated with data available by 11/07/2012. Schools with Students Like Ours are Middle Schools with Poverty Indices of no more than 5% above or below the index for this school.


## PASS PERFORMANCE

Our School Middle Schools with Students Like Ours Middle schools statewide



## NAEP PERFORMANCE\*

\* Performance reported for SC and nation, data not available at school level. Percentages at NAEP Achievement Levels.



## END OF COURSE TESTS - 2012

% of students scoring 70 or above on:	Our Middle School	Middle Schools with Students Like Ours
Algebra 1/Math for the Technologies 2	98.3	97.0
English 1	100.0	95.3
Physical Science	N/A	N/A
US History and the Constitution	N/A	N/A
All Subjects	99.2	96.5

## SC PERFORMANCE VISION

*By 2020 all students will graduate with the knowledge and skills necessary to compete successfully in the global economy, participate in a democratic society and contribute positively as members of families and communities.*

### Abbreviations Key

N/A Not Applicable N/AV Not Available N/C Not Collected N/R Not Reported I/S Insufficient Sample TBD To be determined

# Northside Middle School [Greenwood School District 50]

## SCHOOL PROFILE

	Our School	Change from Last Year	Middle Schools with Students Like Ours	Median Middle School
<b>Students (n=759)</b>				
Students enrolled in high school credit courses (grades 7 & 8)	47.8%	Up from 46.7%	29.5%	22.9%
Retention rate	2.1%	Up from 1.4%	0.7%	0.8%
Attendance rate	95.3%	Up from 95.1%	96.0%	96.2%
Served by gifted and talented program	N/AV	N/AV	N/AV	N/AV
With disabilities other than speech	N/AV	N/AV	N/AV	N/AV
Older than usual for grade	N/AV	N/AV	N/AV	N/AV
Out-of-school suspensions or expulsions for violent and/or criminal offenses	1.2%	Down from 1.6%	0.8%	0.5%
Annual dropout rate	0.0%	No Change	0.0%	0.0%
<b>Teachers (n=41)</b>				
Teachers with advanced degrees	53.7%	Down from 61.7%	62.5%	61.3%
Continuing contract teachers	N/AV	N/AV	N/AV	N/AV
Teachers returning from previous year	83.5%	Down from 86.9%	88.6%	86.7%
Teacher attendance rate	92.8%	Up from 92.5%	95.1%	95.2%
Average teacher salary*	\$47,109	Down 3.7%	\$47,092	\$46,422
Classes not taught by highly qualified teachers	0.0%	No Change	0.5%	2.0%
Professional development days/teacher	14.6 days	Up from 13.0 days	10.1 days	10.0 days
<b>School</b>				
Principal's years at school	2.0	Up from 1.0	4.0	4.0
Student-teacher ratio in core subjects	23.0 to 1	Up from 21.5 to 1	22.4 to 1	22.0 to 1
Prime instructional time	87.0%	Up from 86.5%	89.7%	90.1%
Opportunities in the arts	Good	No Change	Good	Good
SACS accreditation	Yes	No Change	Yes	Yes
Parents attending conferences	95.8%	Down from 96.5%	98.7%	98.8%
Character development program	Excellent	No Change	Good	Good
Dollars spent per pupil**	\$6,995	Down 4.5%	\$7,033	\$7,245
Percent of expenditures for instruction**	66.5%	Down from 67.3%	64.6%	63.1%
Percent of expenditures for teacher salaries**	64.6%	Down from 65.0%	63.0%	60.9%
ESEA composite index score	83.5	N/A	88.7	88.1

\* Length of contract = 185+ days.

\*\* Prior year audited financial data available.

## EVALUATION RESULTS

	Teachers	Students*	Parents*
Number of surveys returned	48	208	133
Percent satisfied with learning environment	82.6%	73.9%	82.0%
Percent satisfied with social and physical environment	72.3%	77.8%	75.0%
Percent satisfied with school-home relations	74.5%	86.0%	77.7%

\*Only students at the highest middle school grade level at this school and their parents were included.

## REPORT OF PRINCIPAL AND SCHOOL IMPROVEMENT COUNCIL

Our school mission is to ensure that all learners achieve personal success through an atmosphere of respect, responsibility and readiness to learn. At Northside Middle School our initiatives are designed to empower today's students for tomorrow's opportunities.

There are many examples of outstanding achievement for this year. Northside was a recipient of the Palmetto Silver Award recognizing our students' excellent performance on the 2011 spring administration of the PASS test. Five hundred and fifty four students met Reading and/or Math goals on the Measures of Academic Progress (MAP) Tests. Nineteen students received a scale score of 100 on the Algebra I End-of-Course Test and eight students received a 100 on the English I End of Course Test. Our Northside Academic Challenge Team received 1st place in our district competition. Volleyball, football, and soccer teams were City and Region Champions.

Through a grant from the Self Foundation, a program, Men in Training, was established for African American males. The purpose of this program was to increase academic achievement and promote career and college readiness. Mentorships, tutorial sessions and college visits were key components of the program. Under the leadership of our assistant principal, Mr. Corey Collington, all students had a successful year and experienced tremendous academic growth.

The second year of the AVID (Advancement via Individual Determination) Program was also a tremendous success. The goal of the AVID program is to close the achievement gap by preparing all students for college readiness and success in a global society. Five seventh graders and fifty sixth graders were added to the program. Students participated in quarterly goal setting and academic awards, went on several college visits, learned how to take Cornell notes, and kept an organizational binder. Family nights were held throughout the year and guest speakers provided motivation and career information. We are proud to note that two of our AVID students qualified for state recognition as Duke TIP Scholars.

Our Positive Behavior Intervention and Support (PBIS) Initiative continued to have an impact during our second year of implementation. Positive behaviors were identified, taught, modeled, and acknowledged throughout the school. Students collected Medieval Money and earned rewards for exhibiting positive behaviors. Good Behavior celebrations were held each quarter to recognize appropriate behaviors. Our data for the year indicated a continued decrease in the number of office referrals and suspensions.

We would like to say a special thank you to all of our students, parents, teachers, counselors, administrators, and support staff who work together to make Northside Middle School a learning community that truly empowers students with the skills and attitudes needed to succeed in life. We look forward to continued success and improvement in the future.

Angie Randall, SIC Chairperson  
Cynthia C. Storer, Principal

Comprehensive detail, including definitions of ratings, performance criteria, and explanations of status, is available on [www.ed.sc.gov](http://www.ed.sc.gov) and [www.eoc.sc.gov](http://www.eoc.sc.gov) as well as school and school district websites.

Printed versions are available from school districts upon request.

### Abbreviations Key

N/A Not Applicable N/AV Not Available N/C Not Collected N/R Not Reported I/S Insufficient Sample TBD To be determined

NI Newly Identified CSI Continuing School Improvement CA Corrective Action RP Plan to Restructure R Restructure DELAY School Improvement Status HOLD School Improvement Status