



SC Annual School Report Card Summary

Waccamaw Middle School
 Georgetown County School District
 Grades: 7-8 Enrollment: 412
 Principal: Mark Phillips, Ph.D.
 Superintendent: Dr. H. Randall Dozier
 Board Chair: Mr. Jim Dumm

PERFORMANCE

Comprehensive detail, including definitions of ratings, performance criteria, and explanations of status, is available on www.ed.sc.gov and www.eoc.sc.gov as well as school and school district websites. Printed versions are available from school districts upon request.

YEAR	ABSOLUTE RATING	GROWTH RATING	PALMETTO GOLD AND SILVER AWARD		ESEA/FEDERAL ACCOUNTABILITY RATING SYSTEM	
			General Performance	Closing the Gap	ESEA Grade	Accountability Indicator
2012	Excellent	Excellent	TBD	TBD	B	N/A
2011	Excellent	Excellent	Gold	N/A	Not Met	N/A
2010	Excellent	Excellent	Gold	N/A	Met	N/A

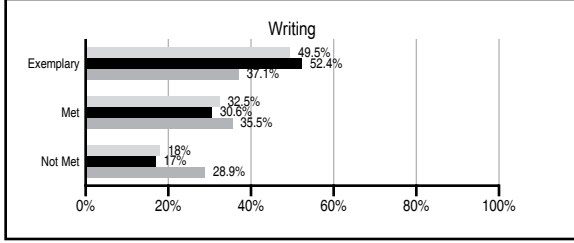
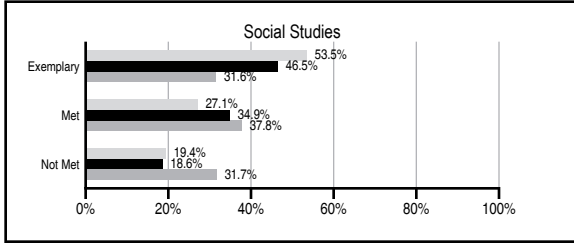
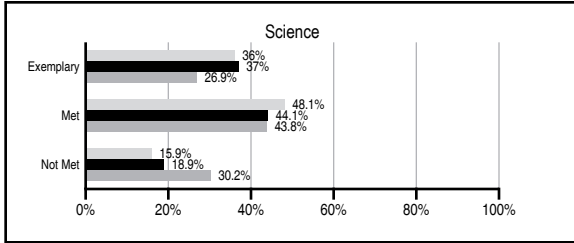
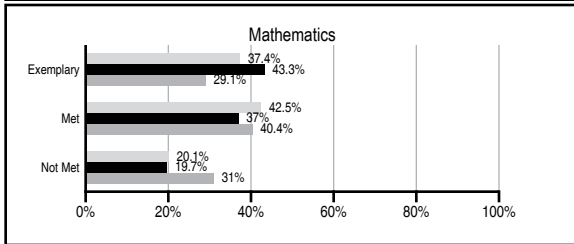
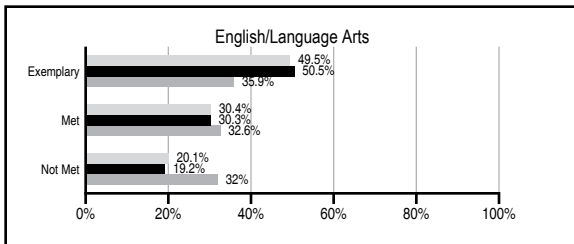
ABSOLUTE RATINGS OF MIDDLE SCHOOLS WITH STUDENTS LIKE OURS*

EXCELLENT	GOOD	AVERAGE	BELOW AVERAGE	AT-RISK
14	4	1	0	0

* Ratings are calculated with data available by 11/07/2012. Schools with Students Like Ours are Middle Schools with Poverty Indices of no more than 5% above or below the index for this school.




PASS PERFORMANCE

Our School
 Middle Schools with Students Like Ours
 Middle schools statewide



NAEP PERFORMANCE*

* Performance reported for SC and nation, data not available at school level. Percentages at NAEP Achievement Levels.



END OF COURSE TESTS - 2012

% of students scoring 70 or above on:	Our Middle School	Middle Schools with Students Like Ours
Algebra 1/Math for the Technologies 2	100.0	99.5
English 1	97.2	92.9
Physical Science	N/A	N/A
US History and the Constitution	N/A	N/A
All Subjects	98.6	99.1

SC PERFORMANCE VISION

By 2020 all students will graduate with the knowledge and skills necessary to compete successfully in the global economy, participate in a democratic society and contribute positively as members of families and communities.

Abbreviations Key

N/A Not Applicable N/AV Not Available N/C Not Collected N/R Not Reported I/S Insufficient Sample TBD To be determined

Waccamaw Middle School
[Georgetown County School District]

SCHOOL PROFILE

	Our School	Change from Last Year	Middle Schools with Students Like Ours	Median Middle School
Students (n=412)				
Students enrolled in high school credit courses (grades 7 & 8)	28.6%	Up from 21.7%	39.0%	22.9%
Retention rate	1.0%	Down from 1.9%	0.5%	0.8%
Attendance rate	95.4%	Down from 95.7%	96.8%	96.2%
Served by gifted and talented program	N/AV	N/AV	N/AV	N/AV
With disabilities other than speech	N/AV	N/AV	N/AV	N/AV
Older than usual for grade	N/AV	N/AV	N/AV	N/AV
Out-of-school suspensions or expulsions for violent and/or criminal offenses	1.0%	Up from 0.7%	0.7%	0.5%
Annual dropout rate	0.0%	Down from 0.2%	0.0%	0.0%
Teachers (n=25)				
Teachers with advanced degrees	72.0%	Up from 66.7%	62.1%	61.3%
Continuing contract teachers	N/AV	N/AV	N/AV	N/AV
Teachers returning from previous year	88.5%	Up from 80.5%	87.7%	86.7%
Teacher attendance rate	93.9%	Up from 93.5%	95.4%	95.2%
Average teacher salary*	\$50,922	Up 2.1%	\$47,565	\$46,422
Classes not taught by highly qualified teachers	0.0%	Down from 3.6%	3.2%	2.0%
Professional development days/teacher	10.3 days	Up from 10.0 days	8.7 days	10.0 days
School				
Principal's years at school	4.0	Up from 3.0	4.0	4.0
Student-teacher ratio in core subjects	25.1 to 1	Up from 22.8 to 1	24.3 to 1	22.0 to 1
Prime instructional time	88.3%	Up from 87.7%	91.4%	90.1%
Opportunities in the arts	Good	No Change	Good	Good
SACS accreditation	Yes	No Change	Yes	Yes
Parents attending conferences	100.0%	Up from 83.6%	99.9%	98.8%
Character development program	Below Average	Down from Good	Good	Good
Dollars spent per pupil**	\$7,784	Down 0.8%	\$6,158	\$7,245
Percent of expenditures for instruction**	62.6%	Up from 59.7%	63.7%	63.1%
Percent of expenditures for teacher salaries**	61.2%	Up from 58.4%	63.0%	60.9%
ESEA composite index score	89.1	N/A	93.6	88.1

* Length of contract = 185+ days.

** Prior year audited financial data available.

EVALUATION RESULTS

	Teachers	Students*	Parents*
Number of surveys returned	20	146	93
Percent satisfied with learning environment	80.0%	86.1%	88.5%
Percent satisfied with social and physical environment	85.0%	89.0%	87.0%
Percent satisfied with school-home relations	90.0%	91.8%	85.7%

*Only students at the highest middle school grade level at this school and their parents were included.

REPORT OF PRINCIPAL AND SCHOOL IMPROVEMENT COUNCIL

Waccamaw Middle School continues to strive for excellence in the academic arena. In order to reach this goal, teachers are involved in Professional Learning Teams and balanced literacy projects. They are also encouraged to individualize their professional growth by participating in conference and reading relevant self-selected scholarly resources.

Nearly half of our students participate with the various athletic teams, clubs, and fine arts programs that are offered regularly. Several of these students also participate at the varsity level at our sister high school. For the fourth year in a row, the Waccamaw Middle School band has received an Outstanding Performance Award and a superior ranking at the district, regional, and state competitions. Two of our art students also received top honors at the Superintendent's Art Awards. The Waccamaw Middle School Academic Team also successfully defended out championship title for the district.

Educational partnerships were developed and continued throughout the year. Waccamaw Middle School Student Council coordinated a community-wide bully awareness walk, and continued to support several projects that assisted people in need. As a school, we continued our humanitarian endeavors by our participation in Relay For Life to support cancer research. Our National Jr. Honor Society and Student Council supported food drives for our local food banks. Each semester, donations of clothing and coats are made to the local Salvation Army and Goodwill.

The guidance department was awarded a Centers of Excellence Grant through Francis Marion University, allowing 25 students to job shadow at Clemson Extension and learn about water quality testing with Waccamaw Riverkeeper. They also completed service learning and participated on a college tour, thus enhancing their abilities to develop postsecondary goals.

Waccamaw Middle School benefitted through many partnerships this year. Through the efforts of local businesses, our PTSA and SIC, the students of Waccamaw Middle School were supported in the classrooms as well as the community. We were especially pleased that Massey's Pizza agreed to sponsor or character education program. Looking towards the future, we continue to strive to provide our students with a rigorous educational challenge to better prepare them to become responsible citizens and lifelong learners.

Mark Phillips, Ph.D., Principal
 Tom Eckard, SIC President

Comprehensive detail, including definitions of ratings, performance criteria, and explanations of status, is available on www.ed.sc.gov and www.eoc.sc.gov as well as school and school district websites.

Printed versions are available from school districts upon request.

Abbreviations Key

N/A Not Applicable N/AV Not Available N/C Not Collected N/R Not Reported I/S Insufficient Sample TBD To be determined

NI Newly Identified CSI Continuing School Improvement CA Corrective Action RP Plan to Restructure R Restructure DELAY School Improvement Status HOLD School Improvement Status