



SC Annual School Report Card Summary

Carvers Bay Middle School
 Georgetown County School District
 Grades: 6-8 Enrollment: 336
 Principal: Comeletia Pyatt
 Superintendent: Dr. H. Randall Dozier
 Board Chair: Mr. Jim Dumm

PERFORMANCE

Comprehensive detail, including definitions of ratings, performance criteria, and explanations of status, is available on www.ed.sc.gov and www.eoc.sc.gov as well as school and school district websites. Printed versions are available from school districts upon request.

YEAR	ABSOLUTE RATING	GROWTH RATING	PALMETTO GOLD AND SILVER AWARD		ESEA/FEDERAL ACCOUNTABILITY RATING SYSTEM	
			General Performance	Closing the Gap	ESEA Grade	Accountability Indicator
2012	Average	Average	TBD	TBD	A	N/A
2011	Average	Average	Silver	N/A	Not Met	N/A
2010	Average	Average	N/A	N/A	Met	N/A

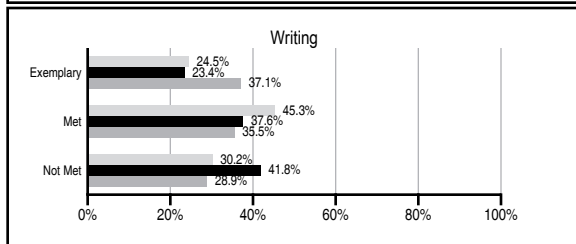
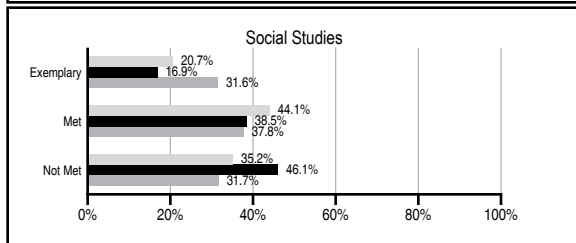
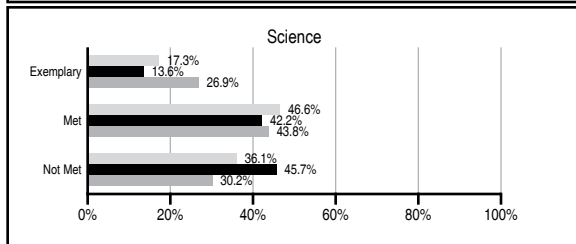
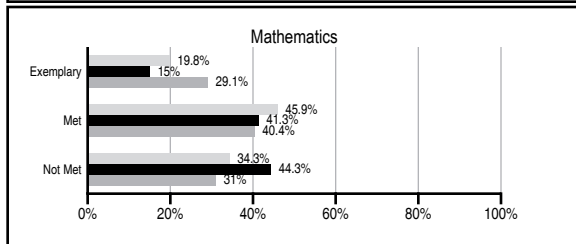
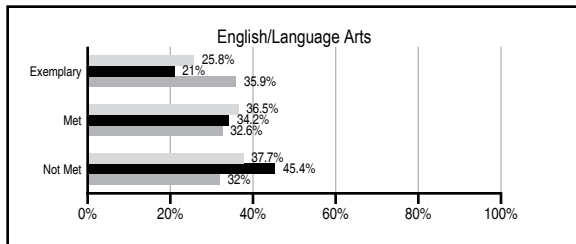
ABSOLUTE RATINGS OF MIDDLE SCHOOLS WITH STUDENTS LIKE OURS*

EXCELLENT	GOOD	AVERAGE	BELOW AVERAGE	AT-RISK
0	1	34	19	16

* Ratings are calculated with data available by 11/07/2012. Schools with Students Like Ours are Middle Schools with Poverty Indices of no more than 5% above or below the index for this school.

PASS PERFORMANCE

Our School Middle Schools with Students Like Ours Middle schools statewide



NAEP PERFORMANCE*

* Performance reported for SC and nation, data not available at school level. Percentages at NAEP Achievement Levels.



END OF COURSE TESTS - 2012

% of students scoring 70 or above on:	Our Middle School	Middle Schools with Students Like Ours
Algebra 1/Math for the Technologies 2	100.0	90.3
English 1	100.0	80.1
Physical Science	N/A	N/A
US History and the Constitution	N/A	N/A
All Subjects	100.0	88.4

SC PERFORMANCE VISION

By 2020 all students will graduate with the knowledge and skills necessary to compete successfully in the global economy, participate in a democratic society and contribute positively as members of families and communities.

Abbreviations Key

N/A Not Applicable N/AV Not Available N/C Not Collected N/R Not Reported I/S Insufficient Sample TBD To be determined

Carvers Bay Middle School
[Georgetown County School District]

SCHOOL PROFILE

	Our School	Change from Last Year	Middle Schools with Students Like Ours	Median Middle School
Students (n=336)				
Students enrolled in high school credit courses (grades 7 & 8)	12.7%	Up from 10.0%	14.7%	22.9%
Retention rate	1.8%	Down from 2.7%	1.0%	0.8%
Attendance rate	96.0%	Up from 95.3%	95.8%	96.2%
Served by gifted and talented program	N/AV	N/AV	N/AV	N/AV
With disabilities other than speech	N/AV	N/AV	N/AV	N/AV
Older than usual for grade	N/AV	N/AV	N/AV	N/AV
Out-of-school suspensions or expulsions for violent and/or criminal offenses	0.9%	Up from 0.6%	0.6%	0.5%
Annual dropout rate	0.0%	No Change	0.0%	0.0%
Teachers (n=20)				
Teachers with advanced degrees	60.0%	Down from 65.2%	60.0%	61.3%
Continuing contract teachers	N/AV	N/AV	N/AV	N/AV
Teachers returning from previous year	73.8%	Down from 77.3%	80.3%	86.7%
Teacher attendance rate	95.7%	Down from 95.9%	95.1%	95.2%
Average teacher salary*	\$45,649	Down 1.5%	\$44,632	\$46,422
Classes not taught by highly qualified teachers	0.0%	No Change	3.7%	2.0%
Professional development days/teacher	8.6 days	Down from 24.0 days	9.2 days	10.0 days
School				
Principal's years at school	3.0	Up from 2.0	3.0	4.0
Student-teacher ratio in core subjects	22.7 to 1	Up from 18.9 to 1	20.3 to 1	22.0 to 1
Prime instructional time	90.8%	Up from 89.0%	89.7%	90.1%
Opportunities in the arts	Good	No Change	Good	Good
SACS accreditation	Yes	No Change	Yes	Yes
Parents attending conferences	100.0%	No Change	98.2%	98.8%
Character development program	Average	Down from Good	Good	Good
Dollars spent per pupil**	\$9,200	Down 4.2%	\$8,585	\$7,245
Percent of expenditures for instruction**	51.4%	Down from 51.7%	60.4%	63.1%
Percent of expenditures for teacher salaries**	48.9%	Down from 49.8%	55.4%	60.9%
ESEA composite index score	91.4	N/A	74.1	88.1

* Length of contract = 185+ days.

** Prior year audited financial data available.

EVALUATION RESULTS

	Teachers	Students*	Parents*
Number of surveys returned	22	99	64
Percent satisfied with learning environment	90.9%	80.4%	85.0%
Percent satisfied with social and physical environment	90.9%	85.3%	85.0%
Percent satisfied with school-home relations	81.8%	88.4%	85.7%

*Only students at the highest middle school grade level at this school and their parents were included.

REPORT OF PRINCIPAL AND SCHOOL IMPROVEMENT COUNCIL

We are extremely proud of our many accomplishments this year. We appreciate the support of our parents and community. We are grateful for the involvement of our PTO (Parent, Teacher, and Organization) and SIC (School Improvement Council). Their dedication and commitment to our school has made a positive difference for our students this year.

Carvers Bay Middle School continues to provide an academic environment of high expectations for learning. Our objective remains for all students to have a positive learning experience and become lifelong learners. Students have worked hard this school year, and we continue to see growth. Our school continues to provide support to teachers through the use of a school level Curriculum Coach, and district level Curriculum Coaches in each content area who conduct model lessons and offer academic coaching opportunities for all teachers. Furthermore, our school remains vested in Professional Learning teams that meet weekly to develop both long and short-term goals for the school in order to enhance student achievement.

Our School focus this year was to continue the implementation of Balanced Literacy in our ELA classes and to use our Title I teachers to provide small group instruction to students that needed more individualized instruction in both math and ELA. We continued to utilize content area pacing guides and used common assessments; MAP testing, and benchmark test to assess student progress during each nine week period. Using the data from these assessments, teachers developed plans for addressing the identified areas of weaknesses. An emphasis was placed on integrating technology into teacher lessons with the use of various programs and Web 2.0 programs on the internet that students could access and manipulate to increase their understanding of content and promote higher order thinking skills. Our classrooms are equipped with promethean boards, and we have net book and laptop carts that are available to teachers to use with their classes.

In the coming year our emphasis will continue to be on closing the achievement gap and maintaining a safe and nurturing environment for learning. With the continued help and support of our community, parents, and staff we are able to assure our students have the opportunity to receive the very best education possible.

We extend our thanks to our PTO and SIC committees which continue to support the efforts of our students, staff, and teachers. As we continue to work hard, make gains, and strive for continuous school improvement, we thank our teachers, staff, parents, and community.

Rebecca McLean, SIC Chair

Comeletia Pyatt, Principal

Comprehensive detail, including definitions of ratings, performance criteria, and explanations of status, is available on www.ed.sc.gov and www.eoc.sc.gov as well as school and school district websites.

Printed versions are available from school districts upon request.

Abbreviations Key

N/A Not Applicable N/AV Not Available N/C Not Collected N/R Not Reported I/S Insufficient Sample TBD To be determined
 NI Newly Identified CSI Continuing School Improvement CA Corrective Action RP Plan to Restructure R Restructure DELAY School Improvement Status HOLD School Improvement Status