



# SC Annual School Report Card Summary

Johnson Middle School  
 Florence County School District Four  
 Grades: 6-8 Enrollment: 151  
 Principal: William McCall  
 Superintendent: Andre Boyd  
 Board Chair: Richard Hodges

## PERFORMANCE

Comprehensive detail, including definitions of ratings, performance criteria, and explanations of status, is available on [www.ed.sc.gov](http://www.ed.sc.gov) and [www.eoc.sc.gov](http://www.eoc.sc.gov) as well as school and school district websites. Printed versions are available from school districts upon request.

YEAR	ABSOLUTE RATING	GROWTH RATING	PALMETTO GOLD AND SILVER AWARD		ESEA/FEDERAL ACCOUNTABILITY RATING SYSTEM	
			General Performance	Closing the Gap	ESEA Grade	Accountability Indicator
2012	At-Risk	Below Average	TBD	TBD	F	N/A
2011	At-Risk	At-Risk	N/A	N/A	Not Met	CA
2010	At-Risk	Below Average	N/A	N/A	Not Met	CSI

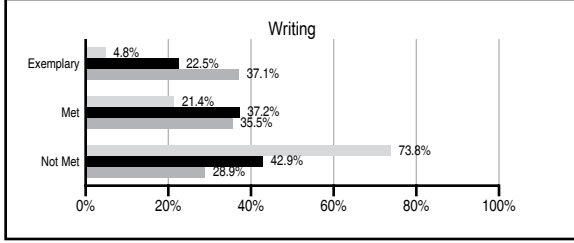
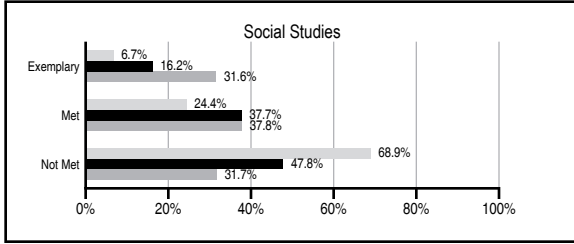
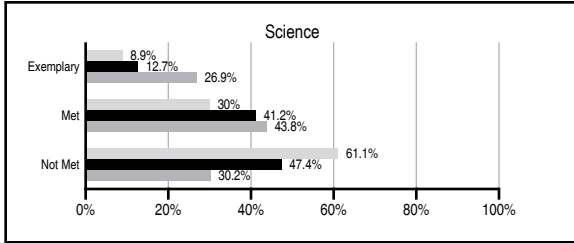
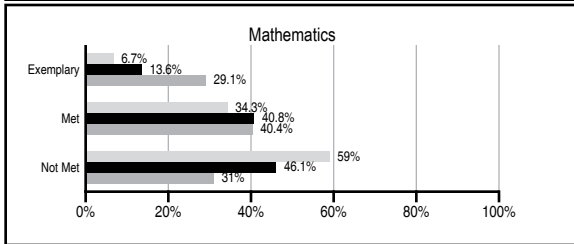
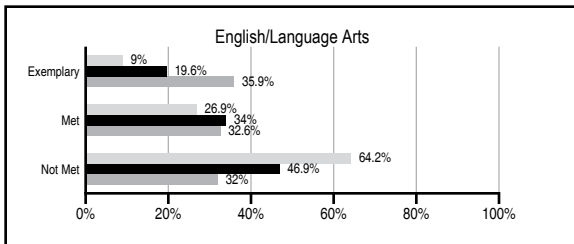
## ABSOLUTE RATINGS OF MIDDLE SCHOOLS WITH STUDENTS LIKE OURS\*

EXCELLENT	GOOD	AVERAGE	BELOW AVERAGE	AT-RISK
0	2	30	26	21

\* Ratings are calculated with data available by 11/07/2012. Schools with Students Like Ours are Middle Schools with Poverty Indices of no more than 5% above or below the index for this school.

## PASS PERFORMANCE

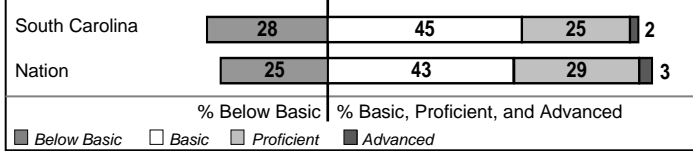
Our School Middle Schools with Students Like Ours Middle schools statewide



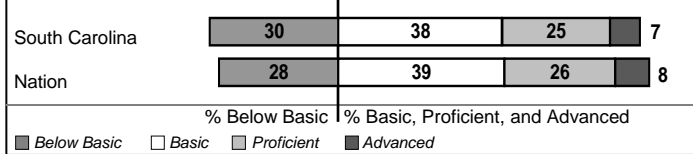
## NAEP PERFORMANCE\*

\* Performance reported for SC and nation, data not available at school level. Percentages at NAEP Achievement Levels.

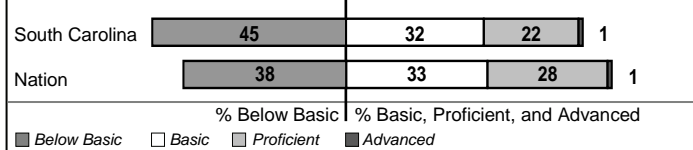
### READING – GRADE 8 (2011)



### MATH – GRADE 8 (2011)



### SCIENCE – GRADE 8 (2009)



## END OF COURSE TESTS - 2012

% of students scoring 70 or above on:	Our Middle School	Middle Schools with Students Like Ours
Algebra 1/Math for the Technologies 2	58.3	88.7
English 1	41.7	78.9
Physical Science	N/A	N/A
US History and the Constitution	N/A	N/A
All Subjects	50.0	87.1

## SC PERFORMANCE VISION

*By 2020 all students will graduate with the knowledge and skills necessary to compete successfully in the global economy, participate in a democratic society and contribute positively as members of families and communities.*

### Abbreviations Key

N/A Not Applicable N/AV Not Available N/C Not Collected N/R Not Reported I/S Insufficient Sample TBD To be determined

**Johnson Middle School**  
**[Florence County School District Four]**

**SCHOOL PROFILE**

	Our School	Change from Last Year	Middle Schools with Students Like Ours	Median Middle School
<b>Students (n=151)</b>				
Students enrolled in high school credit courses (grades 7 & 8)	12.5%	Down from 13.9%	15.1%	22.9%
Retention rate	4.7%	Up from 4.0%	1.0%	0.8%
Attendance rate	93.5%	Down from 94.6%	95.7%	96.2%
Served by gifted and talented program	N/AV	N/AV	N/AV	N/AV
With disabilities other than speech	N/AV	N/AV	N/AV	N/AV
Older than usual for grade	N/AV	N/AV	N/AV	N/AV
Out-of-school suspensions or expulsions for violent and/or criminal offenses	0.0%	No Change	0.6%	0.5%
Annual dropout rate	0.0%	No Change	0.0%	0.0%
<b>Teachers (n=10)</b>				
Teachers with advanced degrees	60.0%	Down from 61.5%	60.8%	61.3%
Continuing contract teachers	N/AV	N/AV	N/AV	N/AV
Teachers returning from previous year	75.1%	Down from 76.2%	80.5%	86.7%
Teacher attendance rate	96.5%	Up from 92.7%	95.1%	95.2%
Average teacher salary*	\$46,530	Down 1.3%	\$44,149	\$46,422
Classes not taught by highly qualified teachers	52.4%	Up from 25.8%	3.1%	2.0%
Professional development days/teacher	6.0 days	Down from 6.5 days	9.2 days	10.0 days
<b>School</b>				
Principal's years at school	1.0	Down from 3.0	2.0	4.0
Student-teacher ratio in core subjects	20.9 to 1	Up from 13.7 to 1	19.1 to 1	22.0 to 1
Prime instructional time	89.3%	Up from 86.5%	89.6%	90.1%
Opportunities in the arts	Good	No Change	Good	Good
SACS accreditation	No	Down from Yes	Yes	Yes
Parents attending conferences	99.6%	Up from 58.2%	98.1%	98.8%
Character development program	Average	Up from Below Average	Good	Good
Dollars spent per pupil**	\$4,637	Down 44.0%	\$9,284	\$7,245
Percent of expenditures for instruction**	67.5%	Down from 68.0%	60.2%	63.1%
Percent of expenditures for teacher salaries**	65.2%	Down from 65.6%	55.2%	60.9%
ESEA composite index score	48.6	N/A	68.4	88.1

\* Length of contract = 185+ days.

\*\* Prior year audited financial data available.

**REPORT OF PRINCIPAL AND SCHOOL IMPROVEMENT COUNCIL**

Our vision for Johnson Middle School is building character and impacting student achievement in a caring school community. During the 2010-2011 school year, the faculty and students of Johnson Middle School continued to make great strides towards achieving our vision. With ongoing staff development, enforcing of school uniforms, character education programs. Jobs for South Carolina Graduates, Saturday Academy, and a strong athletics program, we have offered invaluable learning experiences.

We are proud of the students, faculty and staff Johnson Middle School. With continued commitment and support, we will achieve our vision as we provide the best educational experiences for the students we serve.

William McCall, Principal  
 Johnson Middle School

**EVALUATION RESULTS**

	Teachers	Students*	Parents*
Number of surveys returned	10	32	29
Percent satisfied with learning environment	30.0%	41.9%	55.6%
Percent satisfied with social and physical environment	70.0%	43.3%	44.8%
Percent satisfied with school-home relations	12.5%	83.3%	64.3%

\*Only students at the highest middle school grade level at this school and their parents were included.

Comprehensive detail, including definitions of ratings, performance criteria, and explanations of status, is available on [www.ed.sc.gov](http://www.ed.sc.gov) and [www.eoc.sc.gov](http://www.eoc.sc.gov) as well as school and school district websites.

Printed versions are available from school districts upon request.

**Abbreviations Key**

N/A Not Applicable N/AV Not Available N/C Not Collected N/R Not Reported I/S Insufficient Sample TBD To be determined  
 NI Newly Identified CSI Continuing School Improvement CA Corrective Action RP Plan to Restructure R Restructure DELAY School Improvement Status HOLD School Improvement Status