



SC Annual School Report Card Summary

Gaffney Middle
 Cherokee County School District
 Grades: 6-8 Enrollment: 660
 Principal: Shirley Sealy
 Superintendent: Dr. Quincie L. Moore
 Board Chair: Mike Ellis

PERFORMANCE

Comprehensive detail, including definitions of ratings, performance criteria, and explanations of status, is available on www.ed.sc.gov and www.eoc.sc.gov as well as school and school district websites. Printed versions are available from school districts upon request.

YEAR	ABSOLUTE RATING	GROWTH RATING	PALMETTO GOLD AND SILVER AWARD		ESEA/FEDERAL ACCOUNTABILITY RATING SYSTEM	
			General Performance	Closing the Gap	ESEA Grade	Accountability Indicator
2012	Below Average	Average	TBD	TBD	D	N/A
2011	Below Average	Average	Silver	N/A	Not Met	N/A
2010	Below Average	Average	N/A	N/A	Not Met	N/A

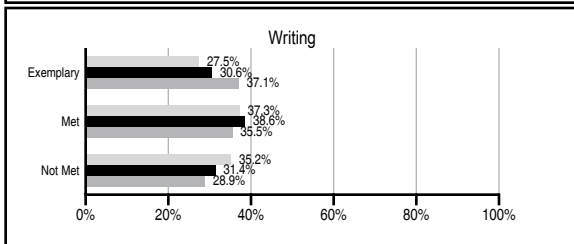
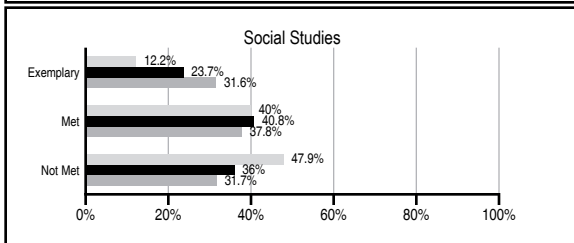
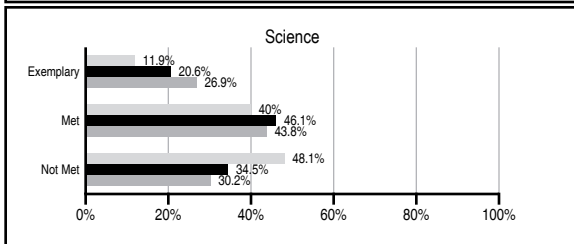
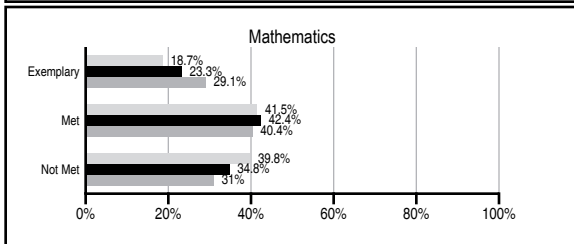
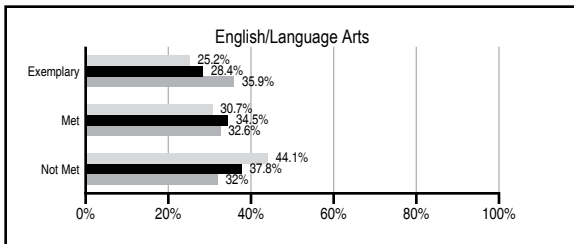
ABSOLUTE RATINGS OF MIDDLE SCHOOLS WITH STUDENTS LIKE OURS*

EXCELLENT	GOOD	AVERAGE	BELOW AVERAGE	AT-RISK
1	4	43	5	2

* Ratings are calculated with data available by 11/07/2012. Schools with Students Like Ours are Middle Schools with Poverty Indices of no more than 5% above or below the index for this school.

PASS PERFORMANCE

Our School Middle Schools with Students Like Ours Middle schools statewide



NAEP PERFORMANCE*

* Performance reported for SC and nation, data not available at school level. Percentages at NAEP Achievement Levels.



END OF COURSE TESTS - 2012

% of students scoring 70 or above on:	Our Middle School	Middle Schools with Students Like Ours
Algebra 1/Math for the Technologies 2	98.1	95.7
English 1	N/A	91.4
Physical Science	N/A	N/A
US History and the Constitution	N/A	N/A
All Subjects	98.1	95.6

SC PERFORMANCE VISION

By 2020 all students will graduate with the knowledge and skills necessary to compete successfully in the global economy, participate in a democratic society and contribute positively as members of families and communities.

Abbreviations Key

N/A Not Applicable N/AV Not Available N/C Not Collected N/R Not Reported I/S Insufficient Sample TBD To be determined

Gaffney Middle [Cherokee County School District]

SCHOOL PROFILE

	Our School	Change from Last Year	Middle Schools with Students Like Ours	Median Middle School
Students (n=660)				
Students enrolled in high school credit courses (grades 7 & 8)	46.7%	Down from 50.1%	20.4%	22.9%
Retention rate	0.5%	Down from 1.4%	0.9%	0.8%
Attendance rate	95.9%	Up from 95.8%	96.0%	96.2%
Served by gifted and talented program	N/AV	N/AV	N/AV	N/AV
With disabilities other than speech	N/AV	N/AV	N/AV	N/AV
Older than usual for grade	N/AV	N/AV	N/AV	N/AV
Out-of-school suspensions or expulsions for violent and/or criminal offenses	0.0%	No Change	0.5%	0.5%
Annual dropout rate	0.0%	No Change	0.0%	0.0%
Teachers (n=40)				
Teachers with advanced degrees	52.5%	Up from 47.5%	60.6%	61.3%
Continuing contract teachers	N/AV	N/AV	N/AV	N/AV
Teachers returning from previous year	87.8%	Up from 82.2%	84.7%	86.7%
Teacher attendance rate	96.5%	Up from 96.0%	95.0%	95.2%
Average teacher salary*	\$44,821	Up 4.8%	\$45,676	\$46,422
Classes not taught by highly qualified teachers	2.0%	Up from 0.0%	1.8%	2.0%
Professional development days/teacher	8.9 days	Up from 6.5 days	10.0 days	10.0 days
School				
Principal's years at school	2.0	Up from 1.0	5.0	4.0
Student-teacher ratio in core subjects	24.2 to 1	Up from 21.1 to 1	22.7 to 1	22.0 to 1
Prime instructional time	91.8%	Up from 90.8%	89.4%	90.1%
Opportunities in the arts	Excellent	Up from Good	Good	Good
SACS accreditation	Yes	No Change	Yes	Yes
Parents attending conferences	63.6%	Up from 38.8%	98.1%	98.8%
Character development program	Good	Up from Below Average	Good	Good
Dollars spent per pupil**	\$7,023	Up 18.0%	\$7,257	\$7,245
Percent of expenditures for instruction**	56.8%	Down from 60.9%	62.5%	63.1%
Percent of expenditures for teacher salaries**	56.2%	Down from 60.3%	60.5%	60.9%
ESEA composite index score	64.8	N/A	84.4	88.1

* Length of contract = 185+ days.

** Prior year audited financial data available.

EVALUATION RESULTS

	Teachers	Students*	Parents*
Number of surveys returned	35	189	85
Percent satisfied with learning environment	85.3%	81.3%	78.6%
Percent satisfied with social and physical environment	91.4%	83.4%	75.9%
Percent satisfied with school-home relations	54.3%	84.7%	73.5%

*Only students at the highest middle school grade level at this school and their parents were included.

REPORT OF PRINCIPAL AND SCHOOL IMPROVEMENT COUNCIL

This has been an exciting year at Gaffney Middle School! Our theme for this school year was "We are positive and moving in the right direction," and our staff members worked diligently to provide a nurturing and academically challenging learning environment for all students. Some of our notable student accomplishments included: four Junior Scholars, the district spelling bee winner, numerous district writing and art award winners. We experienced outstanding performances in the visual and performing arts, and we also had successful athletic seasons for our cheerleaders, football, volleyball, and basketball teams. Additionally, we implemented a Lego Robotics team and color guard program. At least eight members of our teaching staff displayed their commitment to professional growth by enrolling in advanced degree programs.

Our struggling readers were selected to receive additional assistance in an academic enrichment SRA reading program, which had definite, measurable success—many of these students improved their fluency and comprehensive multiple grade levels! Classroom technology integration continued to be stressed; examples include: interactive white boards and Activ Studio software, Classroom Performance System (CPS) for assessment, and the renewal of a Brain Pop site license.

Most recently, our school developed and implemented a summer reading academy that continued our focus on accelerating our students' reading fluency and comprehension. Twenty students were invited to participate in this six-week comprehensive reading program.

Staff professional development focused on common assessments for all core subjects, professional learning communities (PLC), and fostering a positive learning environment for everyone at GMS. All teachers were members of grade-level PLC teams that collaboratively redeveloped Gaffney Middle School's Mission, Vision, Values, and Goals statements. These teams also participated in The Energy Bus book study and other professional development focused on working with students of poverty.

We are thankful for another wonderful year at GMS, and are looking forward to sustained growth in the future. As always, thank you to our parents and other stakeholders for their continual support.

Shirley Sealy, Principal
Mr. Clint Crocker, SIC Chairperson

Comprehensive detail, including definitions of ratings, performance criteria, and explanations of status, is available on www.ed.sc.gov and www.eoc.sc.gov as well as school and school district websites.

Printed versions are available from school districts upon request.

Abbreviations Key

N/A Not Applicable N/AV Not Available N/C Not Collected N/R Not Reported I/S Insufficient Sample TBD To be determined

NI Newly Identified CSI Continuing School Improvement CA Corrective Action RP Plan to Restructure R Restructure DELAY School Improvement Status HOLD School Improvement Status