



# SC Annual School Report Card Summary

John E. Ewing Middle School  
 Cherokee County School District  
 Grades: 6-8 Enrollment: 412  
 Principal: Dr. Denise Wooten  
 Superintendent: Dr. Quincie L. Moore  
 Board Chair: Mike Ellis

## PERFORMANCE

Comprehensive detail, including definitions of ratings, performance criteria, and explanations of status, is available on [www.ed.sc.gov](http://www.ed.sc.gov) and [www.eoc.sc.gov](http://www.eoc.sc.gov) as well as school and school district websites. Printed versions are available from school districts upon request.

YEAR	ABSOLUTE RATING	GROWTH RATING	PALMETTO GOLD AND SILVER AWARD		ESEA/FEDERAL ACCOUNTABILITY RATING SYSTEM	
			General Performance	Closing the Gap	ESEA Grade	Accountability Indicator
2012	Average	Average	TBD	TBD	B	N/A
2011	Average	Average	N/A	N/A	Not Met	N/A
2010	Average	Average	N/A	N/A	Not Met	N/A

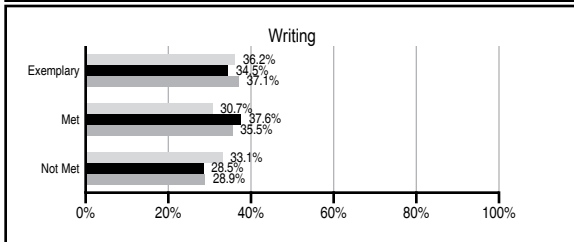
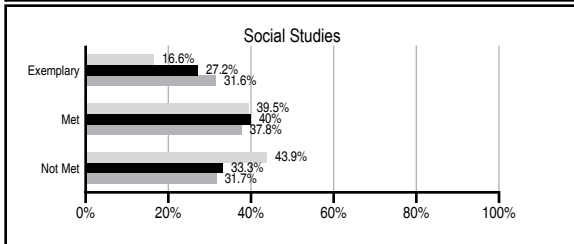
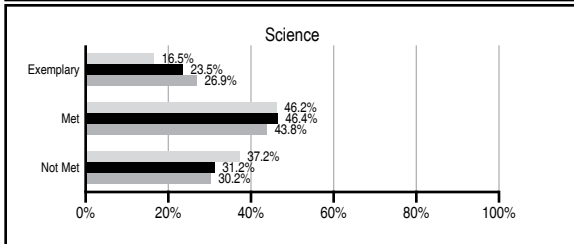
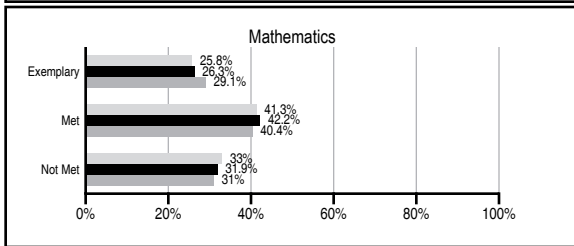
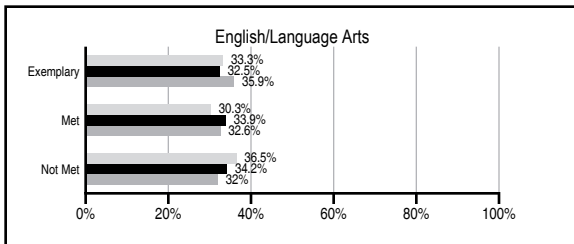
## ABSOLUTE RATINGS OF MIDDLE SCHOOLS WITH STUDENTS LIKE OURS\*

EXCELLENT	GOOD	AVERAGE	BELOW AVERAGE	AT-RISK
5	9	43	3	2

\* Ratings are calculated with data available by 11/07/2012. Schools with Students Like Ours are Middle Schools with Poverty Indices of no more than 5% above or below the index for this school.


## PASS PERFORMANCE

Our School
  Middle Schools with Students Like Ours
  Middle schools statewide



## NAEP PERFORMANCE\*

\* Performance reported for SC and nation, data not available at school level. Percentages at NAEP Achievement Levels.



## END OF COURSE TESTS - 2012

% of students scoring 70 or above on:	Our Middle School	Middle Schools with Students Like Ours
Algebra 1/Math for the Technologies 2	100.0	96.7
English 1	N/A	95.5
Physical Science	N/A	N/A
US History and the Constitution	N/A	N/A
All Subjects	100.0	96.7

## SC PERFORMANCE VISION

*By 2020 all students will graduate with the knowledge and skills necessary to compete successfully in the global economy, participate in a democratic society and contribute positively as members of families and communities.*

### Abbreviations Key

N/A Not Applicable N/AV Not Available N/C Not Collected N/R Not Reported I/S Insufficient Sample TBD To be determined

**John E. Ewing Middle School**  
**[Cherokee County School District]**

**SCHOOL PROFILE**

	Our School	Change from Last Year	Middle Schools with Students Like Ours	Median Middle School
<b>Students (n=412)</b>				
Students enrolled in high school credit courses (grades 7 & 8)	47.4%	Down from 52.9%	21.5%	22.9%
Retention rate	0.0%	No Change	0.9%	0.8%
Attendance rate	98.3%	Up from 97.3%	96.0%	96.2%
Served by gifted and talented program	N/AV	N/AV	N/AV	N/AV
With disabilities other than speech	N/AV	N/AV	N/AV	N/AV
Older than usual for grade	N/AV	N/AV	N/AV	N/AV
Out-of-school suspensions or expulsions for violent and/or criminal offenses	0.0%	No Change	0.6%	0.5%
Annual dropout rate	0.0%	No Change	0.0%	0.0%
<b>Teachers (n=25)</b>				
Teachers with advanced degrees	64.0%	Up from 53.6%	60.0%	61.3%
Continuing contract teachers	N/AV	N/AV	N/AV	N/AV
Teachers returning from previous year	83.3%	Up from 78.6%	86.6%	86.7%
Teacher attendance rate	95.1%	Up from 94.8%	95.4%	95.2%
Average teacher salary*	\$43,446	Up 5.9%	\$45,650	\$46,422
Classes not taught by highly qualified teachers	0.0%	No Change	1.0%	2.0%
Professional development days/teacher	11.8 days	Down from 24.1 days	10.3 days	10.0 days
<b>School</b>				
Principal's years at school	5.0	Up from 4.0	5.0	4.0
Student-teacher ratio in core subjects	23.1 to 1	Up from 17.1 to 1	22.2 to 1	22.0 to 1
Prime instructional time	91.3%	Up from 90.9%	89.8%	90.1%
Opportunities in the arts	Good	No Change	Good	Good
SACS accreditation	Yes	No Change	Yes	Yes
Parents attending conferences	96.6%	Down from 96.7%	98.7%	98.8%
Character development program	Average	Down from Good	Good	Good
Dollars spent per pupil**	\$6,633	Down 1.8%	\$7,293	\$7,245
Percent of expenditures for instruction**	57.0%	Down from 58.0%	61.9%	63.1%
Percent of expenditures for teacher salaries**	56.4%	Down from 57.1%	60.1%	60.9%
ESEA composite index score	85.2	N/A	85.9	88.1

\* Length of contract = 185+ days.

\*\* Prior year audited financial data available.

**REPORT OF PRINCIPAL AND SCHOOL IMPROVEMENT COUNCIL**

John E. Ewing Middle School has focused on building a community of writers this year. Our motto, "Do the 'write' thing!" involves students, parents, custodians, cafeteria workers, secretaries, teachers, administrators, and community members. Clemson University student-athletes e-mail character writing prompts to Ewing sixth graders in a character/career elective. Our students respond back to their Tiger buddy via e-mail. Our students also write to community members asking how character plays a part in their career, and community members write back to our students. During events such as PTO Parents Write Too and Holocaust Night, parents and families join together to write. Additionally, at John E. Ewing Middle School, we have enjoyed visits this year from James Robert "Radio" Kennedy and Coach Jones from TL Hanna High School; Eric Litwin, author of Pete the Cat: I Love My White Shoes; local storytellers, Brittany Moss Leazer and Carrie Stephens; FoxNews weatherman, Andy Wood; and the "Energized Guyz" from the National Childrens' Theater. We have taken students to plays, movies, and to hear professional storyteller, Bryan H. Barrows III, perform his original, one-man show entitled, "Who Was Martin Luther King?" Because of the emphasis on writing, we have seen our students improve their skills. We will continue to work hard to excel.

Mrs. Denise Martin, School Improvement Council Chair  
 Dr. Denise Wooten, Principal

**EVALUATION RESULTS**

	Teachers	Students*	Parents*
Number of surveys returned	30	117	53
Percent satisfied with learning environment	73.3%	77.4%	75.5%
Percent satisfied with social and physical environment	80.0%	82.9%	73.6%
Percent satisfied with school-home relations	66.7%	86.3%	76.9%

\*Only students at the highest middle school grade level at this school and their parents were included.

Comprehensive detail, including definitions of ratings, performance criteria, and explanations of status, is available on [www.ed.sc.gov](http://www.ed.sc.gov) and [www.eoc.sc.gov](http://www.eoc.sc.gov) as well as school and school district websites.

Printed versions are available from school districts upon request.

**Abbreviations Key**

N/A Not Applicable N/AV Not Available N/C Not Collected N/R Not Reported I/S Insufficient Sample TBD To be determined

NI Newly Identified CSI Continuing School Improvement CA Corrective Action RP Plan to Restructure R Restructure DELAY School Improvement Status HOLD School Improvement Status