

SC Annual School Report Card Summary

Pelion High
Lexington County School District One
Grades: 9-12 **Enrollment: 703**
Principal: R. Clark Cooper
Superintendent: Dr. Karen C. Woodward
Board Chair: Cynthia S. Smith

PERFORMANCE

Comprehensive detail, including definitions of ratings, performance criteria, and explanations of status, is available on www.ed.sc.gov and www.eoc.sc.gov as well as school and school district websites. Printed versions are available from school districts upon request.

YEAR	ABSOLUTE RATING	GROWTH RATING	PALMETTO GOLD AND SILVER AWARD		ESEA/FEDERAL ACCOUNTABILITY RATING SYSTEM	
			General Performance	Closing the Gap	ESEA Grade	Accountability Indicator
2012	Good	At-Risk	TBD	TBD	B	N/A
2011	Excellent	Average	Gold	N/A	Not Met	N/A
2010	Average	Below Average	N/A	N/A	Not Met	N/A

ABSOLUTE RATINGS OF HIGH SCHOOLS WITH STUDENTS LIKE OURS*

EXCELLENT	GOOD	AVERAGE	BELOW AVERAGE	AT-RISK
7	9	14	0	2

* Ratings are calculated with data available by 11/07/2012. Schools with Students Like Ours are High Schools with Poverty Indices of no more than 5% above or below the index for this school.

HIGH SCHOOL ASSESSMENT PROGRAM(HSAP) EXAM PASSAGE RATE(%): SECOND YEAR STUDENTS

	Our High School		High Schools with Students Like Ours	
	2011	2012	2011	2012
Passed 2 subtests (%)	82.1%	75.9%	72.6%	74.4%
Passed 1 subtest (%)	8.9%	12.6%	16.8%	15.6%
Passed no subtests (%)	8.9%	11.5%	11.3%	10.8%

HSAP PASSAGE RATE (%) BY SPRING 2012

	Our High School	High Schools with Students Like Ours
Passage Rate	91.0%	90.0%

ON-TIME GRADUATION RATE

	Our High School	High Schools with Students Like Ours
Number of students	191	221
Number of Diplomas	152	144
Rate (%)	79.6%	71.8%


END OF COURSE TESTS - 2012

% of students scoring 70 or above on:	Our High School	High Schools with Students Like Ours
Algebra 1/Math for the Technologies 2	87.6	75.1
English 1	57.6	62.1
Biology 1/Applied Biology 2	74.6	71.9
US History and the Constitution	50.3	44.5
All Tests	68.9	63.2


NAEP PERFORMANCE*

* Performance reported for SC and nation, data not available at school level. Percentages at NAEP Achievement Levels.


READING – GRADE 8 (2011)



MATH – GRADE 8 (2011)



SCIENCE – GRADE 8 (2009)



SC PERFORMANCE VISION

By 2020 all students will graduate with the knowledge and skills necessary to compete successfully in the global economy, participate in a democratic society and contribute positively as members of families and communities.

Abbreviations Key

N/A Not Applicable N/AV Not Available N/C Not Collected N/R Not Reported I/S Insufficient Sample TBD To be determined

Pelion High [Lexington County School District One]

SCHOOL PROFILE

	Our School	Change from Last Year	High Schools with Students Like Ours	Median High School
Students (n=703)				
Retention rate	3.9%	Up from 3.3%	3.9%	3.0%
Attendance rate	94.8%	Up from 94.5%	95.5%	95.3%
Served by gifted and talented program	N/AV	N/AV	N/AV	N/AV
With disabilities other than speech	N/AV	N/AV	N/AV	N/AV
Older than usual for grade	N/AV	N/AV	N/AV	N/AV
Out-of-school suspensions or expulsions for violent and/or criminal offenses	2.3%	Down from 4.3%	0.6%	0.9%
Enrolled in AP/IB programs	14.5%	Up from 13.2%	8.7%	13.4%
Successful on AP/IB exams	40.7%	Up from 37.1%	36.2%	50.9%
Eligible for LIFE Scholarship	47.1%	Up from 43.5%	28.8%	30.1%
Annual dropout rate	3.6%	Down from 3.8%	2.8%	2.3%
Career/technology students in co-curricular organizations	26.6%	Up from 21.0%	5.5%	2.7%
Enrollment in career/technology courses	459	Down from 493	337	395
Career/technology students attaining technical skills	76.9%	Down from 83.0%	82.0%	84.0%
Teachers (n=55)				
Teachers with advanced degrees	65.5%	Up from 62.5%	61.3%	63.2%
Continuing contract teachers	N/AV	N/AV	N/AV	N/AV
Teachers returning from previous year	91.6%	Down from 92.2%	86.3%	86.6%
Teacher attendance rate	95.9%	Down from 96.8%	95.8%	95.2%
Average teacher salary*	\$48,514	Down 0.4%	\$46,865	\$47,326
Classes not taught by highly qualified teachers	0.0%	No Change	4.7%	3.6%
Professional development days/teacher	10.8 days	Up from 10.3 days	10.6 days	9.7 days
School				
Principal's years at school	20.0	Up from 19.0	4.0	4.0
Student-teacher ratio in core subjects	31.4 to 1	Up from 27.5 to 1	25.5 to 1	27.1 to 1
Prime instructional time	88.8%	Down from 89.6%	90.0%	89.4%
Dollars spent per pupil**	\$9,989	Up 16.3%	\$8,183	\$7,761
Percent of expenditures for teacher salaries**	57.7%	Down from 61.9%	56.8%	57.1%
Percent of expenditures for instruction**	59.0%	Down from 63.2%	61.0%	59.6%
Opportunities in the arts	Excellent	No Change	Good	Excellent
SACS accreditation	Yes	No Change	Yes	Yes
Parents attending conferences	100.0%	No Change	97.7%	97.8%
Character development program	Excellent	No Change	Good	Good
ESEA composite index score	81.8	N/A	77.9	78.2

* Length of contract = 185+ days.

** Prior year audited financial data available.

EVALUATION RESULTS

	Teachers	Students*	Parents*
Number of surveys returned	49	120	40
Percent satisfied with learning environment	95.9%	92.4%	85.0%
Percent satisfied with social and physical environment	100.0%	93.3%	94.9%
Percent satisfied with school-home relations	87.8%	92.5%	77.8%

*Only eleventh grade students and their parents were included. For schools without grade eleven, only the highest grade was included.

Comprehensive detail, including definitions of ratings, performance criteria, and explanations of status, is available on www.ed.sc.gov and www.eoc.sc.gov as well as school and school district websites.

Printed versions are available from school districts upon request.

REPORT OF PRINCIPAL AND SCHOOL IMPROVEMENT COUNCIL

The Pelion High School learning community began the 2011-2012 school year anticipating transformational opportunities promised by the district's personal mobile computing initiative and the opening of a new Center for Advanced Agribusiness Research on our campus. With the new iPads, the students can mine the latest information for research projects. With the opening of our new Center, we have expanded the opportunities for students preparing for college majors and careers in the ever-expanding field of agribusiness. PHS students also benefited from an expansion of world language classes, including French, offered on campus.

Our students filled this year with accomplishments in and out of the classroom. Pelion High School received the Palmetto Gold General Performance Award for academic achievement. Four PHS students were awarded athletic scholarships to college: two in softball; one in track/cross country; and one in golf. The Girls Cross Country Team won the region meet for the 15th time while the Boys Team won region for the 10th time. The Boys Track Team placed first in the region for the 16th time. Our golf team capped off another region championship with a fourth-place finish at the state tournament.

The FBLA Digital Video Production team placed first at the FBLA State Leadership Conference. Students in our Occupational Credential Program opened and ran the Common Grounds Café this year. A Pelion High School senior was elected South Carolina Association of Student Councils District 3 Chair. Our JROTC Rifle Team won the 4th Brigade "Best of the Best" Air Rifle Invitational Match. A PHS senior won a \$1,000 scholarship in the Battle of the Super Chefs, and another PHS culinary arts student won the Best Youth Baked Goods Sweepstakes Ribbon. The FFA Wildlife Management Team placed second in the state and the Tool Team placed first.

Pelion High School students excelled in other endeavors. Our HOSA students placed first in the state in the following divisions: Sports Medicine; Medical Reading; and Interview Skills. For the third time in four years, our band received a superior rating at the State Concert Band Festival and won the Outstanding Performance Award for Musical Excellence, the most prestigious award given to music programs in South Carolina. We also hosted the Senior Division Concert Band Festival.

We will continue to strive to improve the educational experience of our students in 2012-2013. We will provide them with guidance in their development as 21st century learners and will focus on iPad utilization to improve the quality of student assignments. We will provide assistance to improve attendance and personal/social interactions, while maintaining a focus on student achievement. We will also recruit more students across the district to participate in our Center for Advanced Agribusiness Research.

Pelion High School is pleased with the accomplishments of our students and staff as we build on our tradition of excellence, embrace the technological innovations now available to us and reach out to a future filled with promise.

Principal Jean Haggard and SIC Chair Pam King

Abbreviations Key

N/A Not Applicable N/AV Not Available N/C Not Collected N/R Not Reported I/S Insufficient Sample TBD To be determined
NI Newly Identified CSI Continuing School Improvement CA Corrective Action RP Plan to Restructure R Restructure DELAY School Improvement Status HOLD School Improvement Status