



SC Annual School Report Card Summary

Sugar Creek Elementary School
 York 4
 Grades: PK-5 Enrollment: 758
 Principal: Dr. Scott Frattaroli
 Superintendent: Dr. James N. Epps, Jr.
 Board Chair: Patrick White

PERFORMANCE

Comprehensive detail, including definitions of ratings, performance criteria, and explanations of status, is available on www.ed.sc.gov and www.eoc.sc.gov as well as school and school district websites. Printed versions are available from school districts upon request.

YEAR	ABSOLUTE RATING	GROWTH RATING	PALMETTO GOLD AND SILVER AWARD		ESEA/FEDERAL ACCOUNTABILITY RATING SYSTEM	
			General Performance	Closing the Gap	ESEA Grade	Accountability Indicator
2012	Excellent	Excellent	TBD	TBD	A	N/A
2011	Excellent	Excellent	Gold	Silver	Met	N/A
2010	Excellent	Excellent	Gold	Silver	Met	N/A

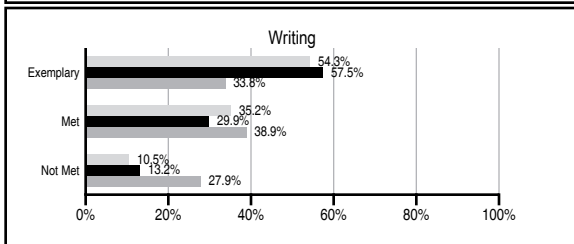
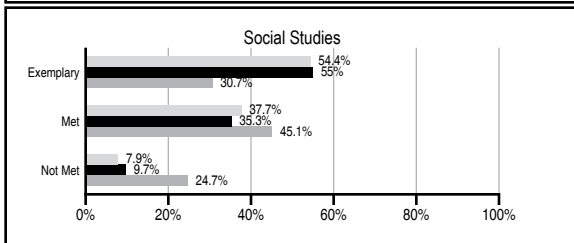
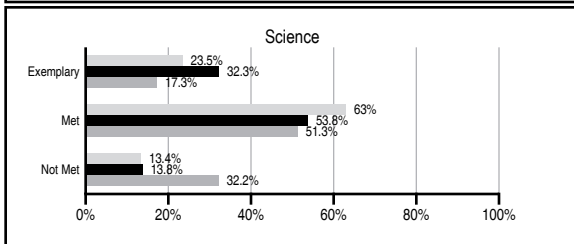
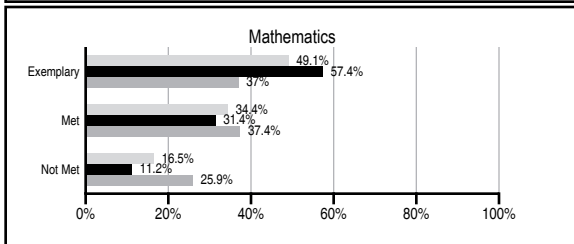
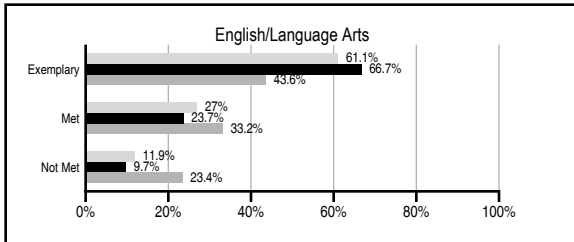
ABSOLUTE RATINGS OF ELEMENTARY SCHOOLS WITH STUDENTS LIKE OURS*

EXCELLENT	GOOD	AVERAGE	BELOW AVERAGE	AT-RISK
25	0	0	0	0

* Ratings are calculated with data available by 11/07/2012. Schools with Students Like Ours are Elementary Schools with Poverty Indices of no more than 5% above or below the index for this school.

PASS PERFORMANCE

Our School
 Elementary Schools with Students Like Ours
 Elementary schools statewide



NAEP PERFORMANCE*

* Performance reported for SC and nation, data not available at school level. Percentages at NAEP Achievement Levels.



SC PERFORMANCE VISION

By 2020 all students will graduate with the knowledge and skills necessary to compete successfully in the global economy, participate in a democratic society and contribute positively as members of families and communities.

Abbreviations Key

N/A Not Applicable N/AV Not Available N/C Not Collected N/R Not Reported I/S Insufficient Sample TBD To be determined

Sugar Creek Elementary School [York 4]

SCHOOL PROFILE

	Our School	Change from Last Year	Elementary Schools with Students Like Ours	Median Elementary School
Students (n=758)				
Retention rate	0.0%	Down from 0.1%	0.7%	1.0%
Attendance rate	97.6%	Up from 96.7%	97.2%	96.6%
Served by gifted and talented program	N/AV	N/AV	N/AV	N/AV
With disabilities other than speech	N/AV	N/AV	N/AV	N/AV
Older than usual for grade	N/AV	N/AV	N/AV	N/AV
Out-of-school suspensions or expulsions for violent and/or criminal offenses	0.0%	No Change	0.0%	0.0%
Teachers (n=50)				
Teachers with advanced degrees	72.0%	Down from 72.7%	67.5%	63.0%
Continuing contract teachers	N/AV	N/AV	N/AV	N/AV
Teachers returning from previous year	N/A	N/A	90.8%	88.7%
Teacher attendance rate	96.5%	Up from 93.8%	94.9%	95.1%
Average teacher salary*	\$48,565	Up 0.2%	\$49,096	\$47,210
Classes not taught by highly qualified teachers	2.5%	Down from 3.3%	0.0%	0.0%
Professional development days/teacher	12.2 days	Down from 13.2 days	10.5 days	10.5 days
School				
Principal's years at school	3.0	Down from 5.0	4.0	4.0
Student-teacher ratio in core subjects	21.3 to 1	Down from 23.7 to 1	21.3 to 1	20.0 to 1
Prime instructional time	91.9%	Up from 87.9%	91.4%	90.5%
Opportunities in the arts	Good	No Change	Good	Good
SACS accreditation	Yes	No Change	Yes	Yes
Parents attending conferences	99.3%	Down from 100.0%	100.0%	100.0%
Character development program	Excellent	No Change	Excellent	Excellent
Dollars spent per pupil**	\$5,842	Down 4.6%	\$6,736	\$7,247
Percent of expenditures for instruction**	74.5%	Up from 73.7%	69.4%	68.2%
Percent of expenditures for teacher salaries**	73.7%	Up from 72.6%	68.6%	65.7%
ESEA composite index score	100.0	N/A	98.4	91.9

* Length of contract = 185+ days.

** Prior year audited financial data available.

REPORT OF PRINCIPAL AND SCHOOL IMPROVEMENT COUNCIL

The mission of Sugar Creek Elementary School is to collaboratively support a positive, safe, diverse community by providing an engaging curriculum that fosters excellence and a love of learning. Sugar Creek Elementary School completed our third year with a year full of "firsts". In 2011-2012, the Sugar Creek Shark family became the first school in the state of South Carolina to become a nationally recognized No Place for Hate school under the National Anti-Defamation League. Our school's first multi-cultural fair and the One School, One Book family literacy event anchored this anti-bullying, character education program. The No Place for Hate program added to the foundation of "Unity in the Community" at Sugar Creek Elementary School. During the 2011-2012 school year, Sugar Creek Elementary School also continued our tradition of excellence in student academics and activities. The school received the Palmetto Gold Award for overall student achievement, and the Palmetto Silver Award for closing the achievement gap. Sugar Creek Elementary also received a Bronze award for the US Healthy Foods Challenge. Our students participated in school groups such as choir, chimes, news crew, safety patrol, student council, environmental club, Girls on the Run, and ESL book club. Sugar Creek Elementary was also a National Spotlight Yearbook Award winner through Lifetouch. Sugar Creek Elementary School promotes lifelong learning through professional development, which creates a learning atmosphere where all students can grow academically, socially, and emotionally.

Dr. Scott Frattaroli, Principal
Mr. Shane Cacciatore, School Improvement Council Chairperson

EVALUATION RESULTS

	Teachers	Students*	Parents*
Number of surveys returned	26	104	78
Percent satisfied with learning environment	100.0%	85.4%	93.3%
Percent satisfied with social and physical environment	100.0%	82.7%	96.0%
Percent satisfied with school-home relations	100.0%	88.5%	89.5%

*Only students at the highest elementary school grade level at this school and their parents were included.

Comprehensive detail, including definitions of ratings, performance criteria, and explanations of status, is available on www.ed.sc.gov and www.eoc.sc.gov as well as school and school district websites.

Printed versions are available from school districts upon request.

Abbreviations Key

N/A Not Applicable N/AV Not Available N/C Not Collected N/R Not Reported I/S Insufficient Sample TBD To be determined
NI Newly Identified CSI Continuing School Improvement CA Corrective Action RP Plan to Restructure R Restructure DELAY School Improvement Status HOLD School Improvement Status