



SC Annual School Report Card Summary

Pleasant Knoll Elementary
 York 4
 Grades: K-5 Enrollment: 798
 Principal: Travis Howard
 Superintendent: Dr. James N. Epps, Jr.
 Board Chair: Patrick White

PERFORMANCE

Comprehensive detail, including definitions of ratings, performance criteria, and explanations of status, is available on www.ed.sc.gov and www.eoc.sc.gov as well as school and school district websites. Printed versions are available from school districts upon request.

YEAR	ABSOLUTE RATING	GROWTH RATING	PALMETTO GOLD AND SILVER AWARD		ESEA/FEDERAL ACCOUNTABILITY RATING SYSTEM	
			General Performance	Closing the Gap	ESEA Grade	Accountability Indicator
2012	Excellent	Excellent	TBD	TBD	A	N/A
2011	Excellent	Excellent	Gold	N/A	Met	N/A
2010	Excellent	Excellent	Gold	Silver	Met	N/A

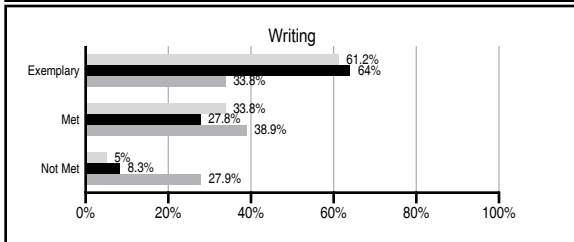
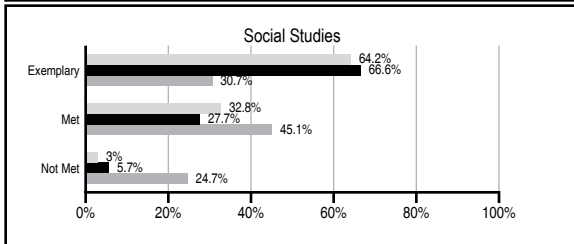
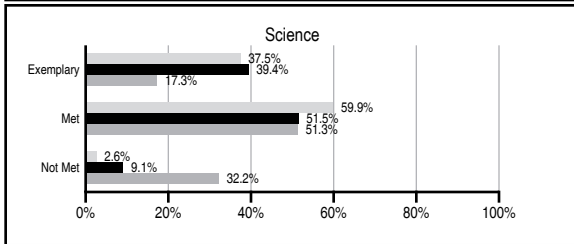
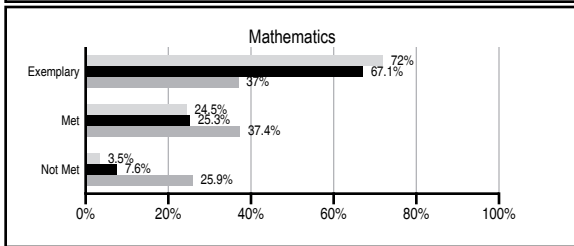
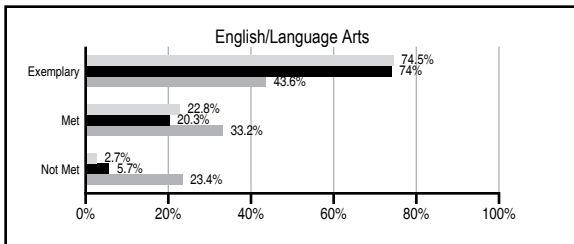
ABSOLUTE RATINGS OF ELEMENTARY SCHOOLS WITH STUDENTS LIKE OURS*

EXCELLENT	GOOD	AVERAGE	BELOW AVERAGE	AT-RISK
13	0	0	0	0

* Ratings are calculated with data available by 11/07/2012. Schools with Students Like Ours are Elementary Schools with Poverty Indices of no more than 5% above or below the index for this school.

PASS PERFORMANCE

Our School
 Elementary Schools with Students Like Ours
 Elementary schools statewide



NAEP PERFORMANCE*

* Performance reported for SC and nation, data not available at school level. Percentages at NAEP Achievement Levels.



SC PERFORMANCE VISION

By 2020 all students will graduate with the knowledge and skills necessary to compete successfully in the global economy, participate in a democratic society and contribute positively as members of families and communities.

Abbreviations Key

N/A Not Applicable N/AV Not Available N/C Not Collected N/R Not Reported I/S Insufficient Sample TBD To be determined

Pleasant Knoll Elementary [York 4]

SCHOOL PROFILE

	Our School	Change from Last Year	Elementary Schools with Students Like Ours	Median Elementary School
Students (n=798)				
Retention rate	0.6%	Up from 0.3%	0.7%	1.0%
Attendance rate	97.5%	Up from 96.6%	97.4%	96.6%
Served by gifted and talented program	N/AV	N/AV	N/AV	N/AV
With disabilities other than speech	N/AV	N/AV	N/AV	N/AV
Older than usual for grade	N/AV	N/AV	N/AV	N/AV
Out-of-school suspensions or expulsions for violent and/or criminal offenses	0.0%	No Change	0.0%	0.0%
Teachers (n=51)				
Teachers with advanced degrees	70.6%	Up from 69.4%	66.7%	63.0%
Continuing contract teachers	N/AV	N/AV	N/AV	N/AV
Teachers returning from previous year	N/A	N/A	90.4%	88.7%
Teacher attendance rate	95.6%	Down from 96.0%	94.8%	95.1%
Average teacher salary*	\$47,027	Up 0.4%	\$49,783	\$47,210
Classes not taught by highly qualified teachers	0.0%	No Change	1.6%	0.0%
Professional development days/teacher	12.3 days	Up from 11.0 days	8.8 days	10.5 days
School				
Principal's years at school	3.0	Up from 2.0	4.0	4.0
Student-teacher ratio in core subjects	20.6 to 1	Down from 21.6 to 1	21.7 to 1	20.0 to 1
Prime instructional time	90.7%	Up from 90.4%	91.0%	90.5%
Opportunities in the arts	Good	No Change	Good	Good
SACS accreditation	Yes	No Change	Yes	Yes
Parents attending conferences	100.0%	Up from 99.0%	100.0%	100.0%
Character development program	Good	No Change	Excellent	Excellent
Dollars spent per pupil**	\$5,279	Down 9.6%	\$6,304	\$7,247
Percent of expenditures for instruction**	74.3%	Up from 73.8%	70.2%	68.2%
Percent of expenditures for teacher salaries**	73.4%	Up from 72.5%	69.4%	65.7%
ESEA composite index score	100.0	N/A	99.2	91.9

* Length of contract = 185+ days.

** Prior year audited financial data available.

EVALUATION RESULTS

	Teachers	Students*	Parents*
Number of surveys returned	29	117	79
Percent satisfied with learning environment	100.0%	90.6%	98.7%
Percent satisfied with social and physical environment	100.0%	88.8%	93.6%
Percent satisfied with school-home relations	100.0%	94.7%	92.4%

*Only students at the highest elementary school grade level at this school and their parents were included.

REPORT OF PRINCIPAL AND SCHOOL IMPROVEMENT COUNCIL

"Year Three" was full of accomplishments for the Panther Family. Our community agreement for the 2011-2012 school year was, "At PKES, we are T.E.A.M. Players!" Students, teachers, and parents focused on demonstrating the leadership skills of teamwork, empathy, awesome attitude, and making good decisions. This focus set the tone for a positive and productive learning environment for all of our community members both in and outside of our Panther Family. In order for us to fulfill our vision of developing and supporting a sense of T.E.A.M within each child, we recognized positive behavior through Student of the Month and Blue Wall of Fame recognitions. Additionally, T.E.A.M. behaviors were promoted through guidance lessons, morning meetings, and a boys' mentoring group. During the school year we were recognized for excellence in a number of areas. We received an absolute performance rating of Excellent and a growth rating of Excellent on our second state report card. For that reason, we earned the Palmetto Gold Award for our PASS performance, which is the highest academic honor recognized by the State Department of Education. Our school also maintained excellence within the classroom. We met all AYP objectives and received the "All Clear" status from the State Department of Education as a result of maintaining highly qualified teachers in each classroom. Our students, faculty, and parents have continued on their path towards being leaders in our building. Our fifth grade students participated in a variety of leadership academies that focused on developing students in areas beyond academics. In addition, students had opportunities to participate in faculty-led clubs that continued to foster a sense of community within our school environment. These clubs included art, safety patrol, dance, chorus, news crew, newspaper, recycling, and writing. The faculty at PKES continues to demonstrate leadership by implementing dynamic curriculum through differentiated instruction and innovative programs, including Daily Five and Response to Intervention. In addition to the duties in and out of the classroom, our teachers participated in community service projects such as Susan G. Komen Race for the Cure and Ronald McDonald House. Our diligent PTO continued to be an instrumental part of our school community. This year they fulfilled numerous classroom, related arts, and grade level supply requests. They also funded our summer intervention program and worked to enhance our school's exterior environment, in part with funding from a Lowe's Home Improvement Grant. With the lasting support of our PTO, School Improvement Council, and parent volunteers, we are looking forward to a successful "Year Four" at Pleasant Knoll Elementary.

Travis Howard, Principal
Jean Piermattei, SIC Chair

Comprehensive detail, including definitions of ratings, performance criteria, and explanations of status, is available on www.ed.sc.gov and www.eoc.sc.gov as well as school and school district websites.

Printed versions are available from school districts upon request.

Abbreviations Key

N/A Not Applicable N/AV Not Available N/C Not Collected N/R Not Reported I/S Insufficient Sample TBD To be determined
NI Newly Identified CSI Continuing School Improvement CA Corrective Action RP Plan to Restructure R Restructure DELAY School Improvement Status HOLD School Improvement Status