



# SC Annual School Report Card Summary

Springfield Elementary  
 York 4  
 Grades: K-5 Enrollment: 563  
 Principal: Peter R. Olinger  
 Superintendent: Dr. James N. Epps, Jr.  
 Board Chair: Patrick White

## PERFORMANCE

Comprehensive detail, including definitions of ratings, performance criteria, and explanations of status, is available on [www.ed.sc.gov](http://www.ed.sc.gov) and [www.eoc.sc.gov](http://www.eoc.sc.gov) as well as school and school district websites. Printed versions are available from school districts upon request.

YEAR	ABSOLUTE RATING	GROWTH RATING	PALMETTO GOLD AND SILVER AWARD		ESEA/FEDERAL ACCOUNTABILITY RATING SYSTEM	
			General Performance	Closing the Gap	ESEA Grade	Accountability Indicator
2012	Excellent	Excellent	TBD	TBD	A	N/A
2011	Excellent	Excellent	Gold	N/A	Met	N/A
2010	Excellent	Excellent	Gold	N/A	Met	N/A

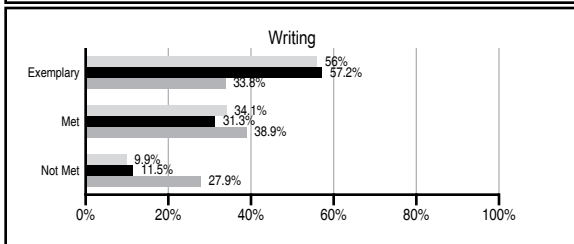
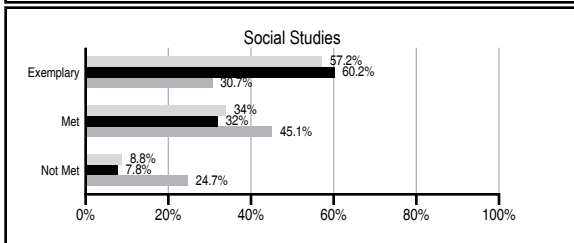
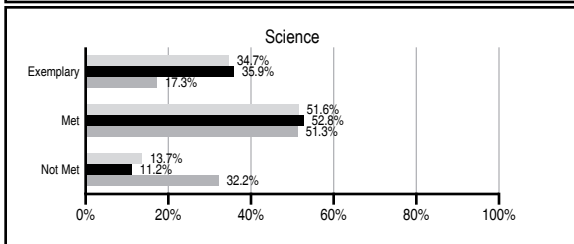
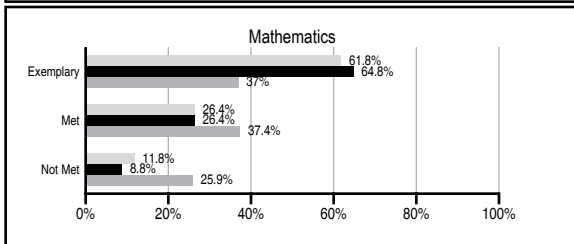
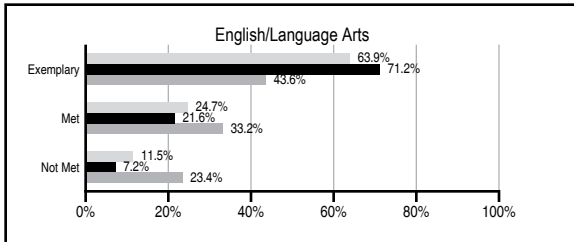
## ABSOLUTE RATINGS OF ELEMENTARY SCHOOLS WITH STUDENTS LIKE OURS\*

EXCELLENT	GOOD	AVERAGE	BELOW AVERAGE	AT-RISK
17	0	0	0	0

\* Ratings are calculated with data available by 11/07/2012. Schools with Students Like Ours are Elementary Schools with Poverty Indices of no more than 5% above or below the index for this school.

## PASS PERFORMANCE

Our School  
 Elementary Schools with Students Like Ours  
 Elementary schools statewide



## NAEP PERFORMANCE\*

\* Performance reported for SC and nation, data not available at school level. Percentages at NAEP Achievement Levels.



## SC PERFORMANCE VISION

*By 2020 all students will graduate with the knowledge and skills necessary to compete successfully in the global economy, participate in a democratic society and contribute positively as members of families and communities.*

### Abbreviations Key

N/A Not Applicable N/AV Not Available N/C Not Collected N/R Not Reported I/S Insufficient Sample TBD To be determined

# Springfield Elementary [York 4]

## SCHOOL PROFILE

	Our School	Change from Last Year	Elementary Schools with Students Like Ours	Median Elementary School
<b>Students (n=563)</b>				
Retention rate	0.7%	Up from 0.4%	0.7%	1.0%
Attendance rate	97.6%	Up from 96.7%	97.4%	96.6%
Served by gifted and talented program	N/AV	N/AV	N/AV	N/AV
With disabilities other than speech	N/AV	N/AV	N/AV	N/AV
Older than usual for grade	N/AV	N/AV	N/AV	N/AV
Out-of-school suspensions or expulsions for violent and/or criminal offenses	0.0%	No Change	0.0%	0.0%
<b>Teachers (n=38)</b>				
Teachers with advanced degrees	57.9%	Down from 59.5%	68.8%	63.0%
Continuing contract teachers	N/AV	N/AV	N/AV	N/AV
Teachers returning from previous year	78.0%	Up from 75.6%	89.9%	88.7%
Teacher attendance rate	93.9%	Down from 95.6%	95.2%	95.1%
Average teacher salary*	\$53,486	Up 2.9%	\$49,917	\$47,210
Classes not taught by highly qualified teachers	0.0%	No Change	0.0%	0.0%
Professional development days/teacher	8.8 days	Down from 12.2 days	10.0 days	10.5 days
<b>School</b>				
Principal's years at school	1.0	Down from 2.5	6.0	4.0
Student-teacher ratio in core subjects	20.7 to 1	Up from 16.9 to 1	21.5 to 1	20.0 to 1
Prime instructional time	90.1%	Down from 91.4%	91.3%	90.5%
Opportunities in the arts	Good	No Change	Good	Good
SACS accreditation	Yes	No Change	Yes	Yes
Parents attending conferences	100.0%	Up from 96.0%	100.0%	100.0%
Character development program	Excellent	Up from Good	Excellent	Excellent
Dollars spent per pupil**	\$7,090	Down 1.1%	\$6,307	\$7,247
Percent of expenditures for instruction**	72.7%	Up from 43.0%	70.2%	68.2%
Percent of expenditures for teacher salaries**	72.2%	Up from 72.1%	69.4%	65.7%
ESEA composite index score	91.1	N/A	98.0	91.9

\* Length of contract = 185+ days.

\*\* Prior year audited financial data available.

## EVALUATION RESULTS

	Teachers	Students*	Parents*
Number of surveys returned	17	92	56
Percent satisfied with learning environment	100.0%	79.3%	92.7%
Percent satisfied with social and physical environment	100.0%	83.5%	100.0%
Percent satisfied with school-home relations	100.0%	91.2%	87.3%

\*Only students at the highest elementary school grade level at this school and their parents were included.

## REPORT OF PRINCIPAL AND SCHOOL IMPROVEMENT COUNCIL

The mission of Springfield Elementary, in partnership with family and community, is to provide a safe, friendly, productive learning environment for students, while creating a desire for life-long learning. Our school's students, staff, families, and community partnerships have all worked together to make Springfield Elementary a productive and successful learning environment. Our school is pleased to report that we met 13 out of 13 objectives to meet Adequate Yearly Progress (AYP) for the 2010-2011 school year. We earned an "Excellent" Absolute Rating and an "Excellent" Growth Rating on our 2011 state report card. We also earned the Palmetto Gold Award for the 2011/2012 school year in Recognition of Outstanding Academic Performance. Springfield Elementary introduced a new positive recognition program for our students. Each month every class recognized a Colt "HERO" twice a month. A HERO at Springfield is recognized as a student who exhibits the characteristics of honesty, enthusiasm, responsibility, and being open-minded. We desire for every child in our school to grow academically and to also grow as a member of the overall community. Our students and staff were able to participate in a number of year-long extracurricular activities throughout the year, with the support of our parents, to help build a sense of community at Springfield Elementary. Activities such as Book Buddies, Chorus & Drama, Knitting, Archery, School News Program, Environmental Club, Safety Patrol, and Student Council are offered. Our school also had several community partnerships throughout the year. Our school partnered up with Junior Achievement and Rotary Readers that offered academic enrichment and support for our students. We gave back to the community by donating over 700 pounds of food to the Fort Mill Care Center this Fall, raised \$4000 for gifts for needy children during the holidays as our PTA introduced us to the "Red Bag Project", and raised \$5000 for the Leukemia and Lymphoma Society during our "Pennies for Patients" drive in February. Our PTA continues to play a vital role in supporting our school. We started the year with a successful "Boosterthon Fun Run" in August that involves every student. They sponsored three books fairs. They introduced and organized the "Red Bag Project" for our students to raise money for presents for those less fortunate during the winter holidays. We also had another successful "Rodeo Day" school carnival in the Spring also organized and planned by our PTA. The strong effort and commitment by our students and staff combined with the tremendous support of our parents and community has led our school to many exciting accomplishments. We look forward to continuing our mission of creating a desire for life-long learning for our students.

Peter R. Olinger, Principal/  
Melissa Cota, SIC Chairperson

Comprehensive detail, including definitions of ratings, performance criteria, and explanations of status, is available on [www.ed.sc.gov](http://www.ed.sc.gov) and [www.eoc.sc.gov](http://www.eoc.sc.gov) as well as school and school district websites.

Printed versions are available from school districts upon request.

### Abbreviations Key

N/A Not Applicable N/AV Not Available N/C Not Collected N/R Not Reported I/S Insufficient Sample TBD To be determined  
NI Newly Identified CSI Continuing School Improvement CA Corrective Action RP Plan to Restructure R Restructure DELAY School Improvement Status HOLD School Improvement Status