



SC Annual School Report Card Summary

Orchard Park Elementary School
 York 4
 Grades: K-5 Enrollment: 837
 Principal: Linda D. Locklier
 Superintendent: Dr. James N. Epps, Jr.
 Board Chair: Patrick White

PERFORMANCE

Comprehensive detail, including definitions of ratings, performance criteria, and explanations of status, is available on www.ed.sc.gov and www.eoc.sc.gov as well as school and school district websites. Printed versions are available from school districts upon request.

YEAR	ABSOLUTE RATING	GROWTH RATING	PALMETTO GOLD AND SILVER AWARD		ESEA/FEDERAL ACCOUNTABILITY RATING SYSTEM	
			General Performance	Closing the Gap	ESEA Grade	Accountability Indicator
2012	Excellent	Excellent	TBD	TBD	A	N/A
2011	Excellent	Excellent	Gold	N/A	Met	N/A
2010	Excellent	Excellent	Gold	N/A	Met	N/A

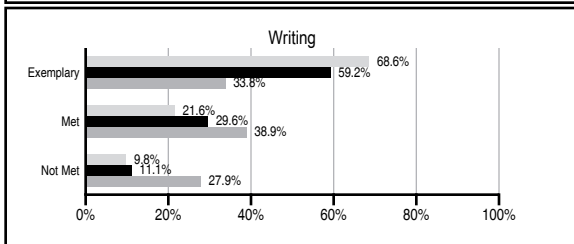
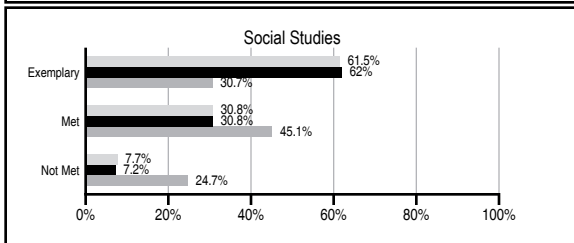
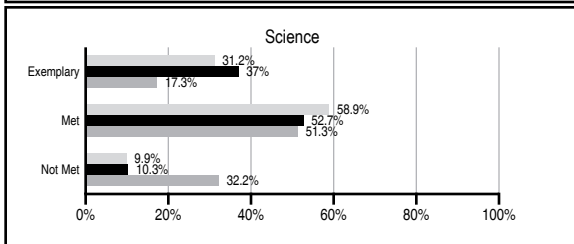
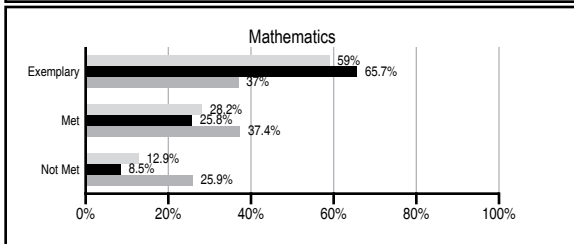
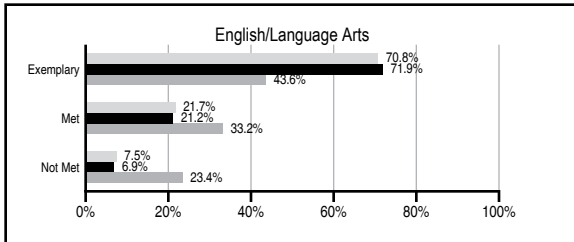
ABSOLUTE RATINGS OF ELEMENTARY SCHOOLS WITH STUDENTS LIKE OURS*

EXCELLENT	GOOD	AVERAGE	BELOW AVERAGE	AT-RISK
17	0	0	0	0

* Ratings are calculated with data available by 11/07/2012. Schools with Students Like Ours are Elementary Schools with Poverty Indices of no more than 5% above or below the index for this school.

PASS PERFORMANCE

Our School
 Elementary Schools with Students Like Ours
 Elementary schools statewide



NAEP PERFORMANCE*

* Performance reported for SC and nation, data not available at school level. Percentages at NAEP Achievement Levels.



SC PERFORMANCE VISION

By 2020 all students will graduate with the knowledge and skills necessary to compete successfully in the global economy, participate in a democratic society and contribute positively as members of families and communities.

Abbreviations Key

N/A Not Applicable N/AV Not Available N/C Not Collected N/R Not Reported I/S Insufficient Sample TBD To be determined

Orchard Park Elementary School [York 4]

SCHOOL PROFILE

	Our School	Change from Last Year	Elementary Schools with Students Like Ours	Median Elementary School
Students (n=837)				
Retention rate	0.7%	Up from 0.6%	0.7%	1.0%
Attendance rate	97.4%	Up from 96.6%	97.4%	96.6%
Served by gifted and talented program	N/AV	N/AV	N/AV	N/AV
With disabilities other than speech	N/AV	N/AV	N/AV	N/AV
Older than usual for grade	N/AV	N/AV	N/AV	N/AV
Out-of-school suspensions or expulsions for violent and/or criminal offenses	0.0%	No Change	0.0%	0.0%
Teachers (n=54)				
Teachers with advanced degrees	63.0%	Down from 66.0%	69.8%	63.0%
Continuing contract teachers	N/AV	N/AV	N/AV	N/AV
Teachers returning from previous year	86.3%	Up from 85.8%	90.4%	88.7%
Teacher attendance rate	94.1%	Down from 94.6%	95.1%	95.1%
Average teacher salary*	\$50,248	Up 0.7%	\$50,033	\$47,210
Classes not taught by highly qualified teachers	1.6%	Down from 2.4%	0.0%	0.0%
Professional development days/teacher	9.0 days	Up from 8.7 days	10.0 days	10.5 days
School				
Principal's years at school	11.0	Up from 10.0	5.0	4.0
Student-teacher ratio in core subjects	20.7 to 1	Up from 19.9 to 1	21.5 to 1	20.0 to 1
Prime instructional time	90.6%	Up from 90.2%	90.9%	90.5%
Opportunities in the arts	Good	No Change	Good	Good
SACS accreditation	Yes	No Change	Yes	Yes
Parents attending conferences	99.9%	Up from 99.0%	100.0%	100.0%
Character development program	Excellent	Up from Good	Excellent	Excellent
Dollars spent per pupil**	\$5,834	Down 8.2%	\$6,891	\$7,247
Percent of expenditures for instruction**	74.6%	Down from 74.8%	70.6%	68.2%
Percent of expenditures for teacher salaries**	73.8%	Up from 73.5%	69.6%	65.7%
ESEA composite index score	96.2	N/A	98.3	91.9

* Length of contract = 185+ days.

** Prior year audited financial data available.

EVALUATION RESULTS

	Teachers	Students*	Parents*
Number of surveys returned	32	106	89
Percent satisfied with learning environment	90.6%	89.4%	92.8%
Percent satisfied with social and physical environment	96.9%	86.7%	93.3%
Percent satisfied with school-home relations	100.0%	94.3%	86.4%

*Only students at the highest elementary school grade level at this school and their parents were included.

REPORT OF PRINCIPAL AND SCHOOL IMPROVEMENT COUNCIL

Orchard Park Elementary has continued to grow, serving 830+ students this year. Staff members and parents have worked as partners to fulfill our mission of putting children first by providing quality instruction in a caring environment where all students are recognized as individuals and are educated to their greatest potential. Our students had numerous opportunities for growth in academics and interest groups. Data analyses of Measures of Academic Progress, FASTTMATH, and PASS test scores indicated improvement. Service projects enabled pupils to recognize the needs of others as they contributed to food and coat drives for the local CARE Center, raised \$2300 for wells in Kenya, took part in Jump Rope for Heart, and brought in items for the school Angel Tree. In addition to the Environmental Club, Recorder Club, School Patrol, Book Buddies, Drama Club, Nutrition Club, Junior Achievement BIZTOWN, Accelerated Reader, Girls on the Run, OPEN news crews, WEE Deliver, Chess Clubs, and the Archery Clubs, students were recognized for achievement as Students of the Month and Math Maniacs. In an effort to learn American history from those who lived in the 20th century, fifth grade students partnered with senior citizens from a local retirement home who shared their memories of the depression, World War II, and the Vietnam era. The faculty members participated in three book studies, SAFE-T and mentoring trainings, and continued to incorporate the balanced literacy program. Teachers received more than \$3,200 in grant money for classroom projects. Seventeen teachers are now National Board Certified. "Denim for Dollars" contributions supported the CARE Center as well as student shoe and clothing needs. Curriculum Nights and Family Fun nights helped strengthen the partnerships between home and school. Our supportive PTO and School Improvement Council continue to play important roles in the school family. The School Improvement Council reviewed the School Improvement Report, analyzed survey results, discussed criteria and procedures for the Gifted and Talented program and sponsored a program on student allergies. The PTO contributed to the cost of classroom materials, safety programs, grounds beautification, child care for Curriculum Nights, and monthly teacher luncheons. Our Second Wednesday Coffees provided opportunities for parents to meet with administrators in an informal setting. Through the hard work of students, teachers, and parents, Orchard Park met Adequate Yearly Progress and was named a Palmetto Gold school for the tenth consecutive year. We appreciate the support of our district administrators, school board, local businesses and organizations. It is our belief that as teachers, parents, and community members, we are all stakeholders in the educational lives of our students. As we work together, we encourage every student to "Soar High with Pride!"

Linda Locklier, Principal
Mark Geary, SIC Chairperson

Comprehensive detail, including definitions of ratings, performance criteria, and explanations of status, is available on www.ed.sc.gov and www.eoc.sc.gov as well as school and school district websites.

Printed versions are available from school districts upon request.

Abbreviations Key

N/A Not Applicable N/AV Not Available N/C Not Collected N/R Not Reported I/S Insufficient Sample TBD To be determined
NI Newly Identified CSI Continuing School Improvement CA Corrective Action RP Plan to Restructure R Restructure DELAY School Improvement Status HOLD School Improvement Status