



SC Annual School Report Card Summary

Fort Mill Elementary School
York 4

Grades: K-5

Enrollment: 757

Principal: Karen H. Helms

Superintendent: Dr. James N. Epps, Jr.

Board Chair: Patrick White

PERFORMANCE

Comprehensive detail, including definitions of ratings, performance criteria, and explanations of status, is available on www.ed.sc.gov and www.eoc.sc.gov as well as school and school district websites. Printed versions are available from school districts upon request.

YEAR	ABSOLUTE RATING	GROWTH RATING	PALMETTO GOLD AND SILVER AWARD		ESEA/FEDERAL ACCOUNTABILITY RATING SYSTEM	
			General Performance	Closing the Gap	ESEA Grade	Accountability Indicator
2012	Excellent	Excellent	TBD	TBD	A	N/A
2011	Excellent	Excellent	Gold	N/A	Met	N/A
2010	Excellent	Excellent	Gold	N/A	Met	N/A

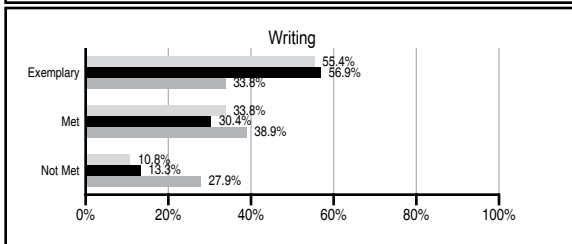
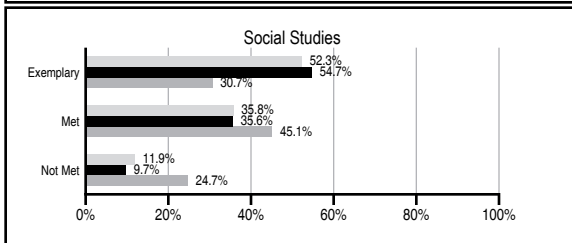
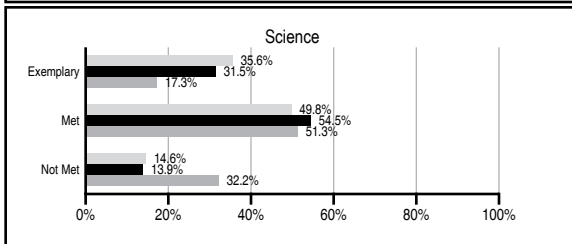
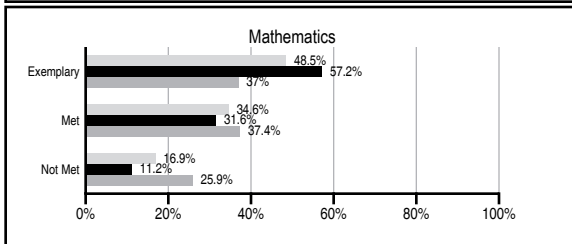
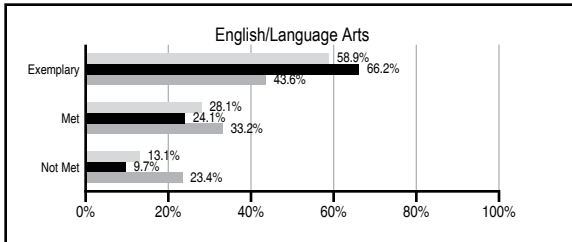
ABSOLUTE RATINGS OF ELEMENTARY SCHOOLS WITH STUDENTS LIKE OURS*

EXCELLENT	GOOD	AVERAGE	BELOW AVERAGE	AT-RISK
23	0	0	0	0

* Ratings are calculated with data available by 11/07/2012. Schools with Students Like Ours are Elementary Schools with Poverty Indices of no more than 5% above or below the index for this school.



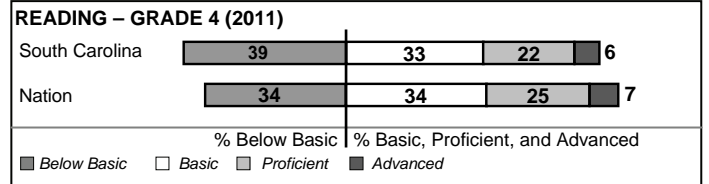
PASS PERFORMANCE

Our School
 Elementary Schools with Students Like Ours
 Elementary schools statewide



NAEP PERFORMANCE*

* Performance reported for SC and nation, data not available at school level. Percentages at NAEP Achievement Levels.



SC PERFORMANCE VISION

By 2020 all students will graduate with the knowledge and skills necessary to compete successfully in the global economy, participate in a democratic society and contribute positively as members of families and communities.

Abbreviations Key

N/A Not Applicable N/AV Not Available N/C Not Collected N/R Not Reported I/S Insufficient Sample TBD To be determined

Fort Mill Elementary School [York 4]

SCHOOL PROFILE

	Our School	Change from Last Year	Elementary Schools with Students Like Ours	Median Elementary School
Students (n=757)				
Retention rate	0.1%	Down from 1.1%	0.7%	1.0%
Attendance rate	97.5%	Up from 96.6%	97.2%	96.6%
Served by gifted and talented program	N/AV	N/AV	N/AV	N/AV
With disabilities other than speech	N/AV	N/AV	N/AV	N/AV
Older than usual for grade	N/AV	N/AV	N/AV	N/AV
Out-of-school suspensions or expulsions for violent and/or criminal offenses	0.0%	No Change	0.0%	0.0%
Teachers (n=50)				
Teachers with advanced degrees	66.0%	Up from 58.5%	66.7%	63.0%
Continuing contract teachers	N/AV	N/AV	N/AV	N/AV
Teachers returning from previous year	85.5%	Up from 85.1%	90.8%	88.7%
Teacher attendance rate	93.9%	Down from 94.1%	94.8%	95.1%
Average teacher salary*	\$49,096	Up 3.4%	\$48,565	\$47,210
Classes not taught by highly qualified teachers	0.0%	No Change	0.0%	0.0%
Professional development days/teacher	14.1 days	Up from 14.0 days	10.5 days	10.5 days
School				
Principal's years at school	11.0	Up from 10.0	4.0	4.0
Student-teacher ratio in core subjects	17.4 to 1	Up from 14.5 to 1	21.4 to 1	20.0 to 1
Prime instructional time	89.8%	Up from 89.3%	91.4%	90.5%
Opportunities in the arts	Good	No Change	Good	Good
SACS accreditation	Yes	No Change	Yes	Yes
Parents attending conferences	99.3%	Down from 99.5%	100.0%	100.0%
Character development program	Excellent	Up from Good	Excellent	Excellent
Dollars spent per pupil**	\$6,369	Up 1.2%	\$6,428	\$7,247
Percent of expenditures for instruction**	75.8%	Up from 75.7%	68.7%	68.2%
Percent of expenditures for teacher salaries**	75.1%	Up from 74.5%	67.6%	65.7%
ESEA composite index score	91.8	N/A	98.5	91.9

* Length of contract = 185+ days.

** Prior year audited financial data available.

EVALUATION RESULTS

	Teachers	Students*	Parents*
Number of surveys returned	50	137	96
Percent satisfied with learning environment	92.0%	83.1%	96.8%
Percent satisfied with social and physical environment	94.0%	78.5%	98.9%
Percent satisfied with school-home relations	100.0%	88.7%	94.8%

*Only students at the highest elementary school grade level at this school and their parents were included.

REPORT OF PRINCIPAL AND SCHOOL IMPROVEMENT COUNCIL

At FMES, student performance is at the center of all of our efforts. Our school met 21 of 21 objectives for AYP. FMES was a Palmetto Gold Award recipient, having an "Excellent" Absolute Performance rating for 2010-2011. (This notice is always for the prior school year.) The school year saw new programs and strategies as identified in our School Improvement Plan. New goals and sub-committees were established for the School Improvement Council. "Character Bees" were instituted to reward responsibility and good behavior, and "Bee Notes" were sent to inform parents of the good things students were doing. The Compass Learning Odyssey Program was launched, giving students 24/7/385 access to continual learning on their specific instructional levels. Summer "Lunch & Learn" and "Countdown to Kindergarten" programs were instituted to benefit eligible students. Green-screen technology was utilized this year with our morning news program. Leveled bookroom materials were inventoried and categorized for efficient teacher usage. Fountas & Pinnell benchmarks were implemented, and Leveled Literacy Instruction was expanded. A variety of fitness activities were offered for all, as well. The PTO provided funding for our paved "Healthy Highway" walking path so that healthy initiatives can be started in conjunction with our Healthy Nutrition Program. Additionally, new hard drives were provided in all areas of the school, and security doors were installed to assist with the safety and security of students and staff. Continuing efforts will include providing collaborative planning time for teachers to improve the content and flow of lessons. Sunshine Readers and Backpack Readers, History in a Backpack, Junior Achievement, Peer Buddies for Reading, and other academic endeavors will continue. Service learning opportunities will continue, as well, with student participation in the drives for the Humane Society, Jump Rope for Heart, JDRF, Fort Mill Care Center, and other such worthy causes. Our students give back to their community! Our enthusiastic PTO members and school families have supported the Boosterthon Fun Run, school dances, library grants, financial support of our math workbooks for students, financial and manpower support for our student garden projects, ongoing financial support for the Odyssey Program, the summer workbook program, and all of the other frequent activities that make FMES a fun and quality environment for our students! "The mission of Fort Mill Elementary School and its community is to provide a quality education for our students. The process includes establishing a foundation for life-long learners who are responsible individuals and confident problem solvers in an ever-changing world." We expect to improve and to grow as we continue the high level of education provided for students, despite funding and staffing challenges. Deepest appreciation is expressed to our District Administration, to School Board members, to the school faculty/staff and community, to our incredible parent volunteer force, and to our fabulous PTO, and to YOU! We cannot do this without each and every one of you!

Robin Ketner, SIC Chairperson
Helms, Principal

Karen

Comprehensive detail, including definitions of ratings, performance criteria, and explanations of status, is available on www.ed.sc.gov and www.eoc.sc.gov as well as school and school district websites.

Printed versions are available from school districts upon request.

Abbreviations Key

N/A Not Applicable N/AV Not Available N/C Not Collected N/R Not Reported I/S Insufficient Sample TBD To be determined

NI Newly Identified CSI Continuing School Improvement CA Corrective Action RP Plan to Restructure R Restructure DELAY School Improvement Status HOLD School Improvement Status