



SC Annual School Report Card Summary

Riverview Elementary School
York 4

Grades: PK-5

Enrollment: 561

Principal: Annette Chinchilla

Superintendent: Dr. James N. Epps, Jr.

Board Chair: Patrick White

PERFORMANCE

Comprehensive detail, including definitions of ratings, performance criteria, and explanations of status, is available on www.ed.sc.gov and www.eoc.sc.gov as well as school and school district websites. Printed versions are available from school districts upon request.

YEAR	ABSOLUTE RATING	GROWTH RATING	PALMETTO GOLD AND SILVER AWARD		ESEA/FEDERAL ACCOUNTABILITY RATING SYSTEM	
			General Performance	Closing the Gap	ESEA Grade	Accountability Indicator
2012	Excellent	Excellent	TBD	TBD	A	N/A
2011	Excellent	Excellent	Gold	N/A	Met	N/A
2010	Excellent	Excellent	Gold	N/A	Met	N/A

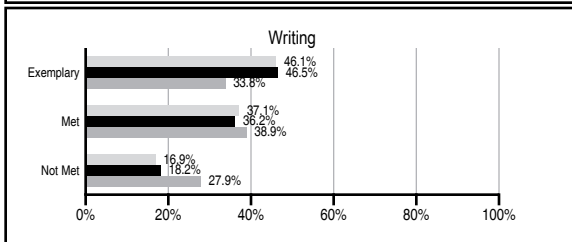
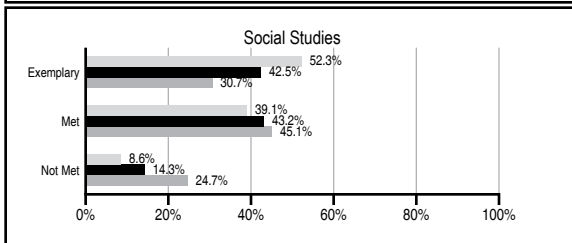
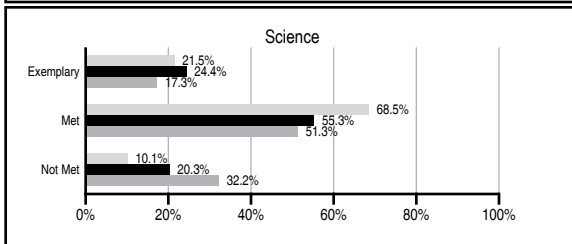
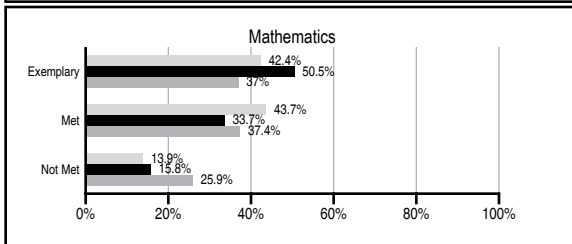
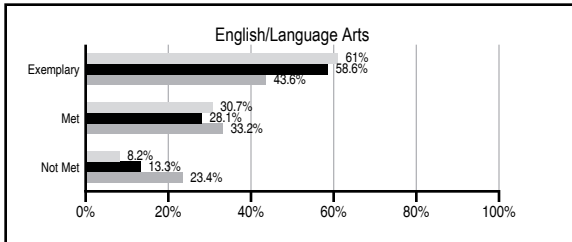
ABSOLUTE RATINGS OF ELEMENTARY SCHOOLS WITH STUDENTS LIKE OURS*

EXCELLENT	GOOD	AVERAGE	BELOW AVERAGE	AT-RISK
37	11	0	1	0

* Ratings are calculated with data available by 11/07/2012. Schools with Students Like Ours are Elementary Schools with Poverty Indices of no more than 5% above or below the index for this school.


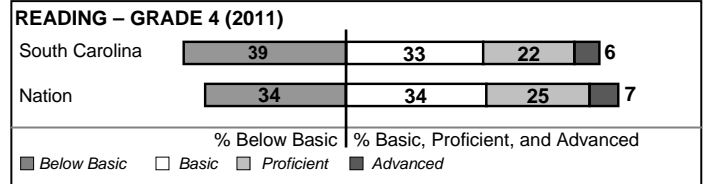
PASS PERFORMANCE

Our School
 Elementary Schools with Students Like Ours
 Elementary schools statewide



NAEP PERFORMANCE*

* Performance reported for SC and nation, data not available at school level. Percentages at NAEP Achievement Levels.



SC PERFORMANCE VISION

By 2020 all students will graduate with the knowledge and skills necessary to compete successfully in the global economy, participate in a democratic society and contribute positively as members of families and communities.

Abbreviations Key

N/A Not Applicable N/AV Not Available N/C Not Collected N/R Not Reported I/S Insufficient Sample TBD To be determined

Riverview Elementary School [York 4]

SCHOOL PROFILE

	Our School	Change from Last Year	Elementary Schools with Students Like Ours	Median Elementary School
Students (n=561)				
Retention rate	0.5%	Up from 0.4%	1.0%	1.0%
Attendance rate	97.1%	Up from 96.5%	97.0%	96.6%
Served by gifted and talented program	N/AV	N/AV	N/AV	N/AV
With disabilities other than speech	N/AV	N/AV	N/AV	N/AV
Older than usual for grade	N/AV	N/AV	N/AV	N/AV
Out-of-school suspensions or expulsions for violent and/or criminal offenses	0.0%	No Change	0.0%	0.0%
Teachers (n=44)				
Teachers with advanced degrees	72.7%	Down from 80.0%	68.8%	63.0%
Continuing contract teachers	N/AV	N/AV	N/AV	N/AV
Teachers returning from previous year	80.5%	Up from 79.2%	90.7%	88.7%
Teacher attendance rate	96.3%	Up from 93.7%	95.2%	95.1%
Average teacher salary*	\$51,353	Down 1.2%	\$48,803	\$47,210
Classes not taught by highly qualified teachers	2.3%	Up from 0.0%	0.0%	0.0%
Professional development days/teacher	12.9 days	Up from 11.3 days	8.9 days	10.5 days
School				
Principal's years at school	11.0	Up from 10.0	4.0	4.0
Student-teacher ratio in core subjects	21.8 to 1	Up from 17.0 to 1	21.0 to 1	20.0 to 1
Prime instructional time	91.8%	Up from 88.5%	91.6%	90.5%
Opportunities in the arts	Good	No Change	Good	Good
SACS accreditation	Yes	No Change	Yes	Yes
Parents attending conferences	100.0%	No Change	100.0%	100.0%
Character development program	Good	No Change	Excellent	Excellent
Dollars spent per pupil**	\$7,804	Down 14.7%	\$6,821	\$7,247
Percent of expenditures for instruction**	71.0%	Up from 70.7%	68.7%	68.2%
Percent of expenditures for teacher salaries**	70.4%	Up from 69.7%	67.3%	65.7%
ESEA composite index score	100.0	N/A	97.1	91.9

* Length of contract = 185+ days.

** Prior year audited financial data available.

EVALUATION RESULTS

	Teachers	Students*	Parents*
Number of surveys returned	44	67	38
Percent satisfied with learning environment	95.1%	86.6%	100.0%
Percent satisfied with social and physical environment	97.7%	87.9%	94.7%
Percent satisfied with school-home relations	97.6%	89.4%	92.1%

*Only students at the highest elementary school grade level at this school and their parents were included.

REPORT OF PRINCIPAL AND SCHOOL IMPROVEMENT COUNCIL

Riverview Elementary School is located in the suburban town of Fort Mill, SC. Traditionally, student growth has been limited because of the attendance area it serves. However, even with the recent down turn in the economy and housing industry, Fort Mill has continued to experience positive student growth. At Riverview Elementary we have experienced unprecedented fluctuations in our student population numbers due to enrollment caps that were placed on two neighboring schools in our district. We have had the opportunity to welcome new students from the Gold Hill and Orchard Park Elementary attendance zones due to an enrollment freeze at their schools. We are excited to have those new faces joining the Riverview family! Much of the growth in Fort Mill has been attributed to the lure of quality schools by those who work in nearby metropolitan Charlotte, NC. Less than 15 miles from Charlotte, Fort Mill has been deemed a "bedroom community" because of the large number of residences made up of people who work in Charlotte. The close proximity of our district to Charlotte, NC and Rock Hill, SC has provided our students and staff with opportunities with nearby colleges, museums, science centers, farms, libraries, parks, etc. Riverview Elementary School has an enrollment of over 590 students. We have classes ranging from Kindergarten through 5th grade and self-contained special needs classrooms. Additionally, Riverview houses the school district's only four-year-old Half-day Kindergarten program. Riverview is characterized by a strong sense of community. Our strong sense of community leads naturally to the desire to give back through community service such as Red Cross, Fort Mill Care Center, American Heart Association and our partnership with Fort Mill High School. As a result of these, and other programs, we are developing leaders among both our staff and our students. Riverview's unique status as a Professional Development School, partnering with Winthrop University, enhances our staff, staff development, and resources. We have also been selected by the South Carolina Department of Education as one of eight RtI (Response to Intervention) demonstration sites. We have also implemented the M3 (Mentoring Mathematical Minds) program and are investigating becoming a "Leader in Me" school. Our facility is a one-story structure, which opened in 1974. Renovations in 2000-2001 have given the interior a "new school" appearance. Nineteen new classrooms and a new gym were added to the existing building. Every existing classroom was upgraded with painting, cabinetry, and carpeting. Student work, school colors, murals, and our school logo adorn the hallways of the school. We have a large gym, extensive media center with an AV studio, art room, music room, courtyard with butterfly garden, outdoor class space, and three playgrounds.

Annette Chinchilla, Principal
Lynn Ringley, School Improvement Council Chair

Comprehensive detail, including definitions of ratings, performance criteria, and explanations of status, is available on www.ed.sc.gov and www.eoc.sc.gov as well as school and school district websites.

Printed versions are available from school districts upon request.

Abbreviations Key

N/A Not Applicable N/AV Not Available N/C Not Collected N/R Not Reported I/S Insufficient Sample TBD To be determined
NI Newly Identified CSI Continuing School Improvement CA Corrective Action RP Plan to Restructure R Restructure DELAY School Improvement Status HOLD School Improvement Status