



SC Annual School Report Card Summary

**New Prospect Elementary
Spartanburg 1 School District**
Grades: PK-6 Enrollment: 427
Principal: Jodi Wright
Superintendent: Dr. Ronald W. Garner
Board Chair: Mr. Travis Sloan

PERFORMANCE

Comprehensive detail, including definitions of ratings, performance criteria, and explanations of status, is available on www.ed.sc.gov and www.eoc.sc.gov as well as school and school district websites. Printed versions are available from school districts upon request.

YEAR	ABSOLUTE RATING	GROWTH RATING	PALMETTO GOLD AND SILVER AWARD		ESEA/FEDERAL ACCOUNTABILITY RATING SYSTEM	
			General Performance	Closing the Gap	ESEA Grade	Accountability Indicator
2012	Excellent	Excellent	TBD	TBD	A	N/A
2011	Excellent	Excellent	Gold	Gold	Met	N/A
2010	Excellent	Excellent	Gold	Silver	Met	N/A

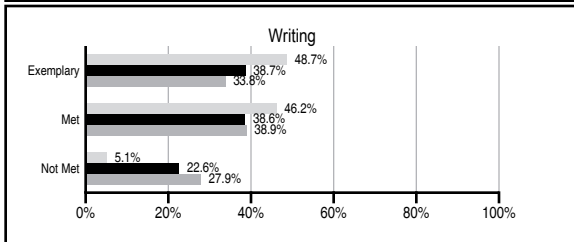
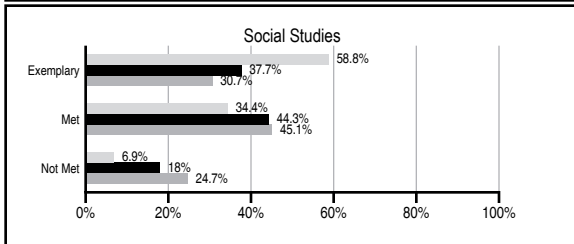
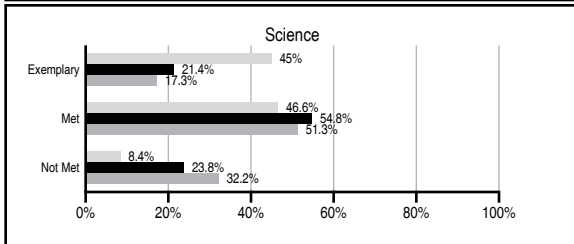
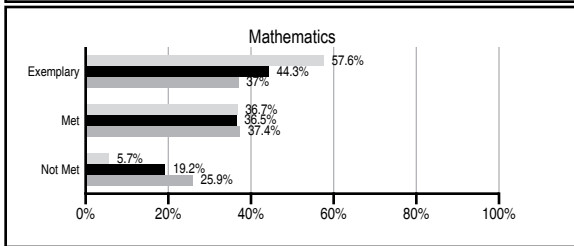
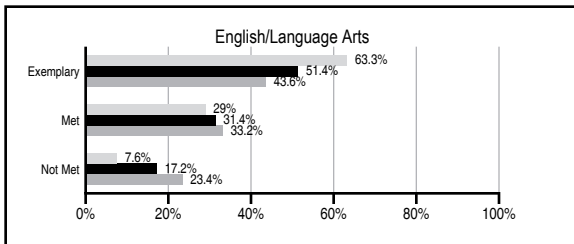
ABSOLUTE RATINGS OF ELEMENTARY SCHOOLS WITH STUDENTS LIKE OURS*

EXCELLENT	GOOD	AVERAGE	BELOW AVERAGE	AT-RISK
42	33	11	1	0

* Ratings are calculated with data available by 11/07/2012. Schools with Students Like Ours are Elementary Schools with Poverty Indices of no more than 5% above or below the index for this school.

PASS PERFORMANCE

Our School
 Elementary Schools with Students Like Ours
 Elementary schools statewide



NAEP PERFORMANCE*

* Performance reported for SC and nation, data not available at school level. Percentages at NAEP Achievement Levels.



SC PERFORMANCE VISION

By 2020 all students will graduate with the knowledge and skills necessary to compete successfully in the global economy, participate in a democratic society and contribute positively as members of families and communities.

Abbreviations Key

N/A Not Applicable N/AV Not Available N/C Not Collected N/R Not Reported I/S Insufficient Sample TBD To be determined

New Prospect Elementary [Spartanburg 1 School

SCHOOL PROFILE

	Our School	Change from Last Year	Elementary Schools with Students Like Ours	Median Elementary School
Students (n=427)				
Retention rate	0.3%	Up from 0.0%	0.9%	1.0%
Attendance rate	97.0%	Up from 96.4%	96.7%	96.6%
Served by gifted and talented program	N/AV	N/AV	N/AV	N/AV
With disabilities other than speech	N/AV	N/AV	N/AV	N/AV
Older than usual for grade	N/AV	N/AV	N/AV	N/AV
Out-of-school suspensions or expulsions for violent and/or criminal offenses	0.0%	No Change	0.0%	0.0%
Teachers (n=29)				
Teachers with advanced degrees	72.4%	Up from 64.5%	64.3%	63.0%
Continuing contract teachers	N/AV	N/AV	N/AV	N/AV
Teachers returning from previous year	87.6%	Up from 87.4%	89.1%	88.7%
Teacher attendance rate	97.5%	Up from 95.8%	95.1%	95.1%
Average teacher salary*	\$49,467	Up 1.2%	\$48,768	\$47,210
Classes not taught by highly qualified teachers	0.0%	No Change	0.0%	0.0%
Professional development days/teacher	12.2 days	Up from 8.2 days	11.7 days	10.5 days
School				
Principal's years at school	0.0	Down from 5.0	5.0	4.0
Student-teacher ratio in core subjects	N/R	N/R	20.2 to 1	20.0 to 1
Prime instructional time	93.0%	Up from 91.3%	90.2%	90.5%
Opportunities in the arts	Good	No Change	Good	Good
SACS accreditation	Yes	No Change	Yes	Yes
Parents attending conferences	99.8%	Down from 100.0%	100.0%	100.0%
Character development program	Excellent	No Change	Excellent	Excellent
Dollars spent per pupil**	\$7,297	Down 7.3%	\$6,941	\$7,247
Percent of expenditures for instruction**	66.4%	Up from 61.8%	68.0%	68.2%
Percent of expenditures for teacher salaries**	65.3%	Up from 60.6%	66.3%	65.7%
ESEA composite index score	100.0	N/A	94.8	91.9

* Length of contract = 185+ days.

** Prior year audited financial data available.

EVALUATION RESULTS

	Teachers	Students*	Parents*
Number of surveys returned	27	50	21
Percent satisfied with learning environment	100.0%	93.9%	100.0%
Percent satisfied with social and physical environment	100.0%	100.0%	95.2%
Percent satisfied with school-home relations	100.0%	93.9%	100.0%

*Only students at the highest elementary school grade level at this school and their parents were included.

REPORT OF PRINCIPAL AND SCHOOL IMPROVEMENT COUNCIL

New Prospect Elementary School has experienced a successful 2010-2011 school year. The support of the PTO, SIC, parents, volunteers, mentors, community speakers, area churches, businesses, and the entire community have made this year a very successful school year. Our school is very fortunate to have so many volunteers who come in daily to read and work with our students. Our PTO has given many hours and resources to reward the outstanding programs for our students. Every year the PTO has purchased prizes for our academic excellence reward party at the end of the year. Also our SIC has been very instrumental in giving feedback on the things we do well and things that we can continue to improve on.

Because of our student's outstanding academic achievement and improvement rating, we were recognized as a Palmetto Gold Award winner for overall scores and performance and a Palmetto Gold winner for closing the achievement gap. We are continuing to set our goals high for student achievement.

Our students had many opportunities for success through such programs as Student Council, Safety Patrol, Principal's Advisory Council, activities and participation in Relay for Life, March of Dimes, and other charitable programs. The school raised over \$7500 for Relay for Life this year. We also participated in a district wide food drive which the students at New Prospect helped raise over 40,000 canned good items for our community. The students continue to increase the number of books that they read by participating in the Accelerated Reading computer program. Our Media Center continues to involve students by opening the doors at night and throughout the summer so that students can have opportunities to check out and read books.

The teachers at New Prospect are always seeking ways to use research and Best Practices to teach children. Our teachers have been involved in taking graduate classes, improving their skills in literacy and working with our curriculum coach to improve their skills in teaching English Language Arts and Math. The teachers are consistently meeting with students to set goals and high expectations at their individual levels. It is the district and schools mission to provide a quality, student-centered education. New Prospect will continue to strive to be the highest performing elementary school in the state. With the support of the parents, students, and community we will continue to set high goals and work hard to be the very best.

Angela Owenby, School Improvement Council Chairman
Mike Blackwell, Interim Principal

Comprehensive detail, including definitions of ratings, performance criteria, and explanations of status, is available on www.ed.sc.gov and www.eoc.sc.gov as well as school and school district websites.

Printed versions are available from school districts upon request.

Abbreviations Key

N/A Not Applicable N/AV Not Available N/C Not Collected N/R Not Reported I/S Insufficient Sample TBD To be determined

NI Newly Identified CSI Continuing School Improvement CA Corrective Action RP Plan to Restructure R Restructure DELAY School Improvement Status HOLD School Improvement Status