



# SC Annual School Report Card Summary

Holly Springs-Motlow Elementary  
 Spartanburg 1 School District  
 Grades: PK-6 Enrollment: 437  
 Principal: Erika Center  
 Superintendent: Dr. Ronald W. Garner  
 Board Chair: Mr. Travis Sloan

## PERFORMANCE

Comprehensive detail, including definitions of ratings, performance criteria, and explanations of status, is available on [www.ed.sc.gov](http://www.ed.sc.gov) and [www.eoc.sc.gov](http://www.eoc.sc.gov) as well as school and school district websites. Printed versions are available from school districts upon request.

YEAR	ABSOLUTE RATING	GROWTH RATING	PALMETTO GOLD AND SILVER AWARD		ESEA/FEDERAL ACCOUNTABILITY RATING SYSTEM	
			General Performance	Closing the Gap	ESEA Grade	Accountability Indicator
2012	Excellent	Excellent	TBD	TBD	A	Reward
2011	Excellent	Excellent	Gold	Gold	Met	N/A
2010	Excellent	Good	Gold	Silver	Met	N/A

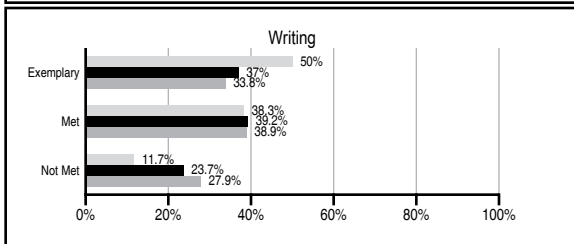
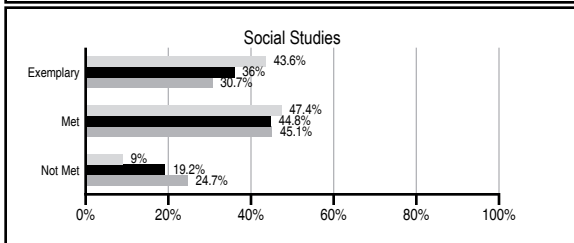
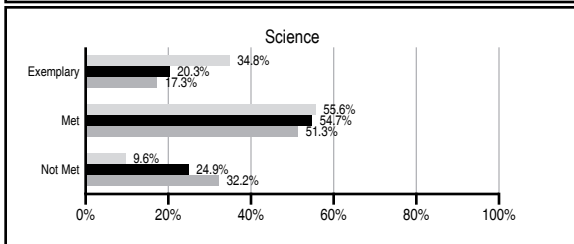
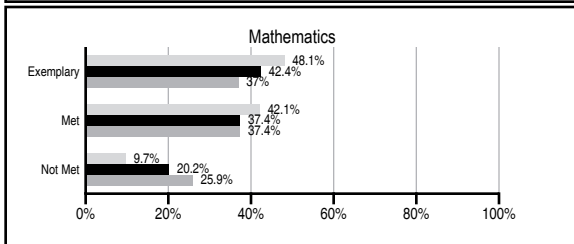
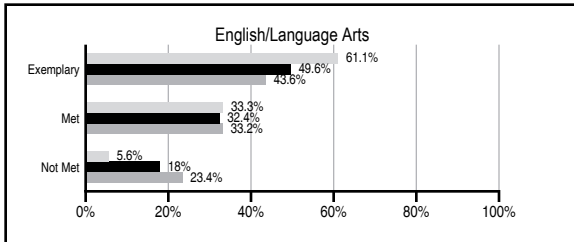
## ABSOLUTE RATINGS OF ELEMENTARY SCHOOLS WITH STUDENTS LIKE OURS\*

EXCELLENT	GOOD	AVERAGE	BELOW AVERAGE	AT-RISK
41	38	19	1	0

\* Ratings are calculated with data available by 11/07/2012. Schools with Students Like Ours are Elementary Schools with Poverty Indices of no more than 5% above or below the index for this school.

## PASS PERFORMANCE

Our School  
 Elementary Schools with Students Like Ours  
 Elementary schools statewide



## NAEP PERFORMANCE\*

\* Performance reported for SC and nation, data not available at school level. Percentages at NAEP Achievement Levels.



## SC PERFORMANCE VISION

*By 2020 all students will graduate with the knowledge and skills necessary to compete successfully in the global economy, participate in a democratic society and contribute positively as members of families and communities.*

### Abbreviations Key

N/A Not Applicable N/AV Not Available N/C Not Collected N/R Not Reported I/S Insufficient Sample TBD To be determined

**Holly Springs-Motlow Elementary  
[Spartanburg 1 School District]**

**SCHOOL PROFILE**

	Our School	Change from Last Year	Elementary Schools with Students Like Ours	Median Elementary School
<b>Students (n=437)</b>				
Retention rate	0.0%	No Change	0.9%	1.0%
Attendance rate	96.3%	Up from 95.4%	96.6%	96.6%
Served by gifted and talented program	N/AV	N/AV	N/AV	N/AV
With disabilities other than speech	N/AV	N/AV	N/AV	N/AV
Older than usual for grade	N/AV	N/AV	N/AV	N/AV
Out-of-school suspensions or expulsions for violent and/or criminal offenses	0.0%	No Change	0.0%	0.0%
<b>Teachers (n=34)</b>				
Teachers with advanced degrees	64.7%	Up from 57.1%	64.3%	63.0%
Continuing contract teachers	N/AV	N/AV	N/AV	N/AV
Teachers returning from previous year	84.6%	Down from 85.5%	89.4%	88.7%
Teacher attendance rate	95.8%	Up from 95.4%	95.2%	95.1%
Average teacher salary*	\$47,139	Up 2.4%	\$48,499	\$47,210
Classes not taught by highly qualified teachers	0.0%	No Change	0.0%	0.0%
Professional development days/teacher	3.1 days	Down from 6.4 days	12.0 days	10.5 days
<b>School</b>				
Principal's years at school	1.0	Down from 3.0	5.0	4.0
Student-teacher ratio in core subjects	17.2 to 1	Up from 14.6 to 1	20.3 to 1	20.0 to 1
Prime instructional time	90.6%	Up from 89.8%	90.3%	90.5%
Opportunities in the arts	Good	Up from Fair	Good	Good
SACS accreditation	Yes	No Change	Yes	Yes
Parents attending conferences	100.0%	No Change	100.0%	100.0%
Character development program	Excellent	No Change	Excellent	Excellent
Dollars spent per pupil**	\$6,960	Down 1.2%	\$6,841	\$7,247
Percent of expenditures for instruction**	70.4%	Up from 65.6%	67.9%	68.2%
Percent of expenditures for teacher salaries**	69.0%	Up from 64.3%	65.9%	65.7%
ESEA composite index score	100.0	N/A	93.8	91.9

\* Length of contract = 185+ days.

\*\* Prior year audited financial data available.

**EVALUATION RESULTS**

	Teachers	Students*	Parents*
Number of surveys returned	31	56	51
Percent satisfied with learning environment	96.8%	94.6%	97.9%
Percent satisfied with social and physical environment	96.8%	92.9%	96.0%
Percent satisfied with school-home relations	100.0%	92.9%	81.6%

\*Only students at the highest elementary school grade level at this school and their parents were included.

**REPORT OF PRINCIPAL AND  
SCHOOL IMPROVEMENT COUNCIL**

Dear Parents/Guardians,

On behalf of our Holly Springs-Motlow family, I would like to give you my appreciation for a wonderful 2011-2012 school year. In the fall of 2011, our school made a commitment to provide our students with more opportunities and experiences in visual art, dance, theater, drama, and creative writing. Our school received the Arts in Basic Curriculum Grant in the amount of \$2,900. This grant funded our school play, "The Wizard of Oz." This play was led by The Baillie Players, Artist and Residence of Inman, South Carolina. We celebrated our first annual Art in the Park event where every student had art work on display and two community bands, The Stephen Gordin Band and Kornerstone band performed on the lawn along with our 6th grade band, Honors Chorus, and a skit also performed by our very own 6th graders. These were two big events that our school hosted along with many others including our Fall Festival- sponsored by PTO; Terrific Kid-sponsored by Miss Jessica Harster and Mrs. Donita Owens; Author's Tea- sponsored by Mrs. Parmala Farmer; Jump Rope for Hearts- sponsored by Mr. Robbie Higdon; School Talent Show- sponsored by Mr. Tre Kirkland, Ms. Jenny Harper, and Miss Caroline Hall; WHSM- School News Program- sponsored by Mrs. Lisa Dover; and our Christmas Stroll sponsored by Mrs. Chris Chapman, Miss Lauren Pope-Belue, and Mrs. Elizabeth Crain. I have been amazed at the overwhelming response of parents and community members. We could not do it without your support and dedication!

Sincerely,  
Erika Center

Comprehensive detail, including definitions of ratings, performance criteria, and explanations of status, is available on [www.ed.sc.gov](http://www.ed.sc.gov) and [www.eoc.sc.gov](http://www.eoc.sc.gov) as well as school and school district websites.

Printed versions are available from school districts upon request.

**Abbreviations Key**

N/A Not Applicable N/AV Not Available N/C Not Collected N/R Not Reported I/S Insufficient Sample TBD To be determined  
NI Newly Identified CSI Continuing School Improvement CA Corrective Action RP Plan to Restructure R Restructure DELAY School Improvement Status HOLD School Improvement Status