



SC Annual School Report Card Summary

O. P. Earle Elementary School
 Spartanburg 1 School District
 Grades: PK-5 Enrollment: 498
 Principal: Brian E. Murray
 Superintendent: Dr. Ronald W. Garner
 Board Chair: Mr. Travis Sloan

PERFORMANCE

Comprehensive detail, including definitions of ratings, performance criteria, and explanations of status, is available on www.ed.sc.gov and www.eoc.sc.gov as well as school and school district websites. Printed versions are available from school districts upon request.

YEAR	ABSOLUTE RATING	GROWTH RATING	PALMETTO GOLD AND SILVER AWARD		ESEA/FEDERAL ACCOUNTABILITY RATING SYSTEM	
			General Performance	Closing the Gap	ESEA Grade	Accountability Indicator
2012	Excellent	Excellent	TBD	TBD	A	N/A
2011	Excellent	Excellent	Gold	N/A	Met	N/A
2010	Excellent	Excellent	Gold	Silver	Met	N/A

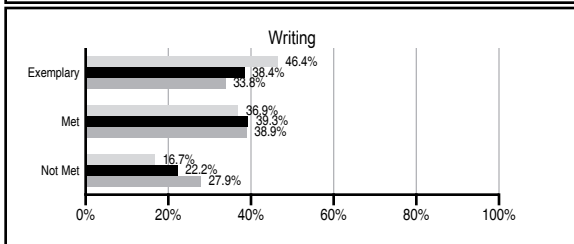
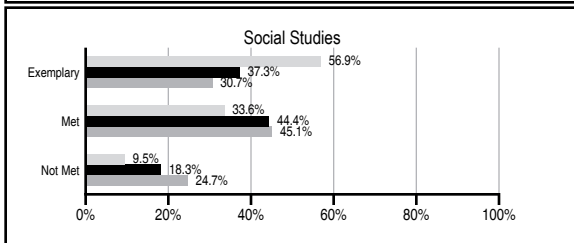
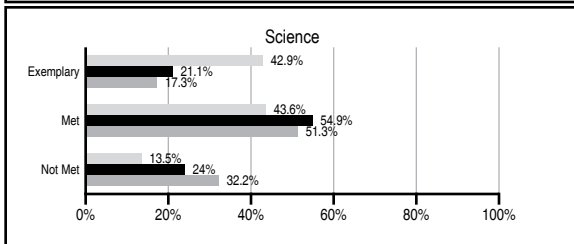
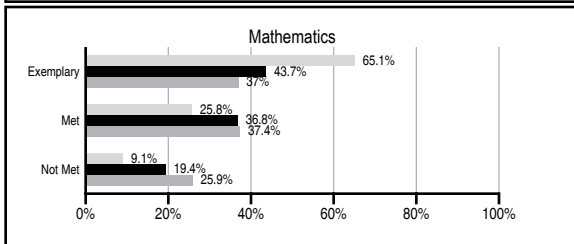
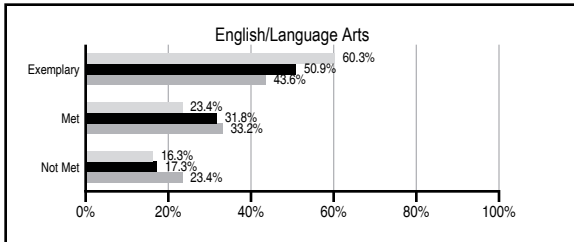
ABSOLUTE RATINGS OF ELEMENTARY SCHOOLS WITH STUDENTS LIKE OURS*

EXCELLENT	GOOD	AVERAGE	BELOW AVERAGE	AT-RISK
44	31	14	1	0

* Ratings are calculated with data available by 11/07/2012. Schools with Students Like Ours are Elementary Schools with Poverty Indices of no more than 5% above or below the index for this school.

PASS PERFORMANCE

Our School
 Elementary Schools with Students Like Ours
 Elementary schools statewide



NAEP PERFORMANCE*

* Performance reported for SC and nation, data not available at school level. Percentages at NAEP Achievement Levels.



SC PERFORMANCE VISION

By 2020 all students will graduate with the knowledge and skills necessary to compete successfully in the global economy, participate in a democratic society and contribute positively as members of families and communities.

Abbreviations Key

N/A Not Applicable N/AV Not Available N/C Not Collected N/R Not Reported I/S Insufficient Sample TBD To be determined

SCHOOL PROFILE

	Our School	Change from Last Year	Elementary Schools with Students Like Ours	Median Elementary School
Students (n=498)				
Retention rate	1.9%	Up from 1.1%	0.9%	1.0%
Attendance rate	96.3%	Up from 95.6%	96.7%	96.6%
Served by gifted and talented program	N/AV	N/AV	N/AV	N/AV
With disabilities other than speech	N/AV	N/AV	N/AV	N/AV
Older than usual for grade	N/AV	N/AV	N/AV	N/AV
Out-of-school suspensions or expulsions for violent and/or criminal offenses	0.0%	No Change	0.0%	0.0%
Teachers (n=31)				
Teachers with advanced degrees	61.3%	Down from 65.7%	64.4%	63.0%
Continuing contract teachers	N/AV	N/AV	N/AV	N/AV
Teachers returning from previous year	85.0%	Down from 85.2%	89.2%	88.7%
Teacher attendance rate	95.9%	Down from 96.6%	95.1%	95.1%
Average teacher salary*	\$47,175	Up 0.5%	\$48,669	\$47,210
Classes not taught by highly qualified teachers	0.0%	No Change	0.0%	0.0%
Professional development days/teacher	12.5 days	Down from 16.3 days	12.0 days	10.5 days
School				
Principal's years at school	12.0	Up from 11.0	5.0	4.0
Student-teacher ratio in core subjects	21.4 to 1	Up from 20.2 to 1	20.3 to 1	20.0 to 1
Prime instructional time	90.8%	Down from 91.7%	90.3%	90.5%
Opportunities in the arts	Good	No Change	Good	Good
SACS accreditation	Yes	No Change	Yes	Yes
Parents attending conferences	100.0%	No Change	100.0%	100.0%
Character development program	Good	Down from Excellent	Excellent	Excellent
Dollars spent per pupil**	\$6,941	Down 8.8%	\$6,885	\$7,247
Percent of expenditures for instruction**	66.3%	Up from 65.0%	67.9%	68.2%
Percent of expenditures for teacher salaries**	65.0%	Up from 63.6%	66.2%	65.7%
ESEA composite index score	100.0	N/A	94.2	91.9

* Length of contract = 185+ days.

** Prior year audited financial data available.

EVALUATION RESULTS

	Teachers	Students*	Parents*
Number of surveys returned	33	86	66
Percent satisfied with learning environment	81.8%	91.9%	93.8%
Percent satisfied with social and physical environment	97.0%	94.2%	93.8%
Percent satisfied with school-home relations	93.8%	97.7%	86.2%

*Only students at the highest elementary school grade level at this school and their parents were included.

REPORT OF PRINCIPAL AND SCHOOL IMPROVEMENT COUNCIL

Dear Parents:

During the 2011-2012, O.P. Earle students performed well academically, participated in services to the community, and demonstrated their interest and ability in the arts. Our school received numerous grants from a variety of organizations. Our students and staff participated in fundraising for Relay for Life and collected 7000 canned food items that were donated to local charities and church groups. Our students performed well academically and our school was, again, named a Palmetto Gold Award recipient and was named the SC Exemplary Reading School by the SCIRA.

The arts is a significant educational component at our school and is considered to be an integral aspect of our students' school life. O.P Earle students' art work was recognized at the district, state and national level. Our music program includes an Honors Chorus who performs regularly in the community. Students gifted in art participated in Studio art classes and student artwork is displayed throughout the school and in the community. We continued to offer a number of successful co-curricular programs for our students including Foothills Running Club, Tattle Tales (a storytelling club), and Click Club (a student technology group). Our school implements a Project Fit America grant, is a US Healthier Bronze Award School, and the school's PE teacher was named a National PFA Star Teacher of the Year and served as the District Teacher of the Year. Many art programs were supported by the Polk County Community Foundation, Tryon Fine Arts Center, Tryon Arts and Crafts and the local public library. Our school was the recipient of a Farm to School grant sponsored by Clemson University and a Lowe's Tools for Schools grant.

We had overwhelming parent participation in our annual Family Breakfast, Thanksgiving Dinner, 5th grade Celebration, Kindergarten Graduation and the School Picnic. Student-Led Conferences continue to be a vital part of our parent communication program. Our school's PTO has been an active group raising thousands of dollars to support student activities and instruction. Our school boasts more than 200 adult volunteers. Parent workshops were offered for parents of rising 1st graders and rising K5 students. Parents also participated in "Souper Family Literacy Night", "Donuts for Dads", "Muffins for Moms" and "Goodies for Grandparents" reading incentive programs. Parenting workshops were offered through our guidance department.

Teachers participated in a variety of staff development opportunities including book study groups, literacy training, math workshops and technology workshops. Teachers received grants and were presenters at local and state conferences. We have a literacy coach that provided intensive staff development for all teachers. Two kindergarten teachers completed Reading Recovery training. The O.P. Earle faculty is committed to offering the best educational opportunities, a safe learning environment, and a warm, family atmosphere for our students.

Nita H. High, Principal
 Danna Humphries, School Improvement Council

Comprehensive detail, including definitions of ratings, performance criteria, and explanations of status, is available on www.ed.sc.gov and www.eoc.sc.gov as well as school and school district websites.

Printed versions are available from school districts upon request.

Abbreviations Key

N/A Not Applicable N/AV Not Available N/C Not Collected N/R Not Reported I/S Insufficient Sample TBD To be determined
 NI Newly Identified CSI Continuing School Improvement CA Corrective Action RP Plan to Restructure R Restructure DELAY School Improvement Status HOLD School Improvement Status