



SC Annual School Report Card Summary

Campobello Gramling School
 Spartanburg 1 School District
 Grades: PK-8 Enrollment: 726
 Principal: John Hodge
 Superintendent: Dr. Ronald W. Garner
 Board Chair: Mr. Travis Sloan

PERFORMANCE

Comprehensive detail, including definitions of ratings, performance criteria, and explanations of status, is available on www.ed.sc.gov and www.eoc.sc.gov as well as school and school district websites. Printed versions are available from school districts upon request.

| YEAR | ABSOLUTE RATING | GROWTH RATING | PALMETTO GOLD AND SILVER AWARD | | ESEA/FEDERAL ACCOUNTABILITY RATING SYSTEM | |
|------|-----------------|---------------|--------------------------------|-----------------|-------------------------------------------|--------------------------|
| | | | General Performance | Closing the Gap | ESEA Grade | Accountability Indicator |
| 2012 | Excellent | Excellent | TBD | TBD | A | N/A |
| 2011 | Excellent | Excellent | Gold | Silver | Not Met | N/A |
| 2010 | Good | Good | Silver | N/A | Not Met | N/A |

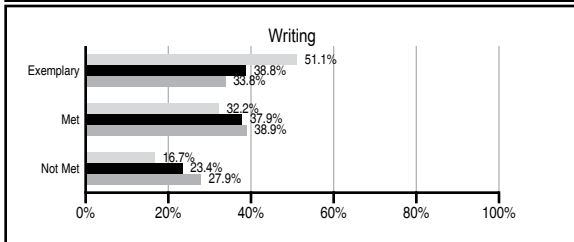
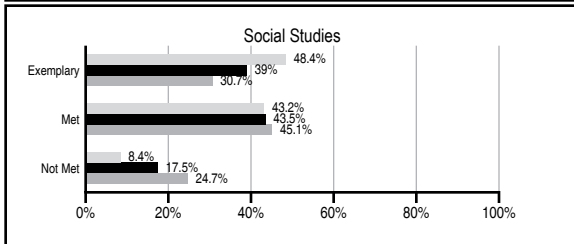
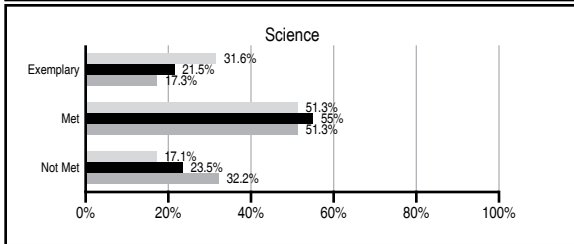
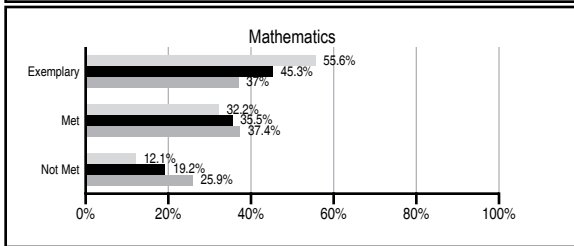
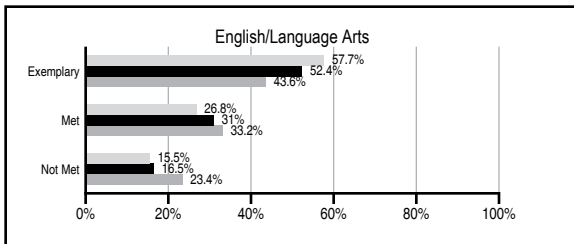
ABSOLUTE RATINGS OF ELEMENTARY SCHOOLS WITH STUDENTS LIKE OURS*

| EXCELLENT | GOOD | AVERAGE | BELOW AVERAGE | AT-RISK |
|-----------|------|---------|---------------|---------|
| 37 | 23 | 6 | 1 | 0 |

* Ratings are calculated with data available by 11/07/2012. Schools with Students Like Ours are Elementary Schools with Poverty Indices of no more than 5% above or below the index for this school.

PASS PERFORMANCE

Our School
 Elementary Schools with Students Like Ours
 Elementary schools statewide



NAEP PERFORMANCE*

* Performance reported for SC and nation, data not available at school level. Percentages at NAEP Achievement Levels.



SC PERFORMANCE VISION

By 2020 all students will graduate with the knowledge and skills necessary to compete successfully in the global economy, participate in a democratic society and contribute positively as members of families and communities.

Abbreviations Key

N/A Not Applicable N/AV Not Available N/C Not Collected N/R Not Reported I/S Insufficient Sample TBD To be determined

Campobello Gramling School
[Spartanburg 1 School District]

SCHOOL PROFILE

| | Our School | Change from Last Year | Elementary Schools with Students Like Ours | Median Elementary School |
|------------------------------------------------------------------------------|------------|-----------------------|--------------------------------------------|--------------------------|
| Students (n=726) | | | | |
| Retention rate | 0.3% | Up from 0.0% | 0.6% | 1.0% |
| Attendance rate | 96.6% | Up from 95.9% | 96.9% | 96.6% |
| Served by gifted and talented program | N/AV | N/AV | N/AV | N/AV |
| With disabilities other than speech | N/AV | N/AV | N/AV | N/AV |
| Older than usual for grade | N/AV | N/AV | N/AV | N/AV |
| Out-of-school suspensions or expulsions for violent and/or criminal offenses | 0.0% | No Change | 0.0% | 0.0% |
| Teachers (n=46) | | | | |
| Teachers with advanced degrees | 82.6% | Down from 85.4% | 63.9% | 63.0% |
| Continuing contract teachers | N/AV | N/AV | N/AV | N/AV |
| Teachers returning from previous year | 95.0% | Up from 94.1% | 90.0% | 88.7% |
| Teacher attendance rate | 95.0% | Down from 95.5% | 95.0% | 95.1% |
| Average teacher salary* | \$50,942 | Up 2.3% | \$49,205 | \$47,210 |
| Classes not taught by highly qualified teachers | 0.0% | No Change | 0.0% | 0.0% |
| Professional development days/teacher | 14.6 days | No Change | 10.1 days | 10.5 days |
| School | | | | |
| Principal's years at school | 6.0 | Up from 5.0 | 5.0 | 4.0 |
| Student-teacher ratio in core subjects | 19.7 to 1 | Up from 18.5 to 1 | 20.7 to 1 | 20.0 to 1 |
| Prime instructional time | 90.8% | Down from 91.0% | 90.7% | 90.5% |
| Opportunities in the arts | Good | No Change | Good | Good |
| SACS accreditation | Yes | No Change | Yes | Yes |
| Parents attending conferences | 100.0% | Up from 95.8% | 100.0% | 100.0% |
| Character development program | Good | No Change | Excellent | Excellent |
| Dollars spent per pupil** | \$6,992 | Down 2.1% | \$6,765 | \$7,247 |
| Percent of expenditures for instruction** | 71.0% | Down from 71.8% | 69.8% | 68.2% |
| Percent of expenditures for teacher salaries** | 69.8% | Down from 70.6% | 68.0% | 65.7% |
| ESEA composite index score | 95.4 | N/A | 95.4 | 91.9 |

* Length of contract = 185+ days.

** Prior year audited financial data available.

EVALUATION RESULTS

| | Teachers | Students* | Parents* |
|--------------------------------------------------------|----------|-----------|----------|
| Number of surveys returned | 52 | 89 | 92 |
| Percent satisfied with learning environment | 100.0% | 89.9% | 93.2% |
| Percent satisfied with social and physical environment | 100.0% | 88.6% | 88.9% |
| Percent satisfied with school-home relations | 100.0% | 95.5% | 88.9% |

*Only students at the highest elementary school grade level at this school and their parents were included.

REPORT OF PRINCIPAL AND SCHOOL IMPROVEMENT COUNCIL

Campobello Gramling School completed the 2011-2012 school year with many accomplishments. Academically, Five eighth grade students were recognized as South Carolina Junior Scholars, and three seventh grade students were named Duke Tip Scholars. Two students were selected to attend the Scholars Academy program at the University of South Carolina Upstate for the 2012-2013 school year. In addition, one hundred percent of the eighth grade Algebra I class passed the End of Course testing. Campobello Gramling School received the Palmetto GOLD award for absolute PASS scores and a SILVER award for Closing the Achievement Gap during the 2010-2011 school year.

Our related arts classes continue to offer award-winning programs. In seventh and eighth grades, CGS band students participated in 15 events in the Solo & Ensemble Festival in May. They earned twelve Superior ratings, two Excellent ratings and one Good rating. Nineteen medals were earned by individuals for Superior performance and twenty-three certificates were earned for Superior and Excellent performance. The CGS middle school chorus participated with Landrum Middle School at the Carowinds Choral Festival and the mixed chorus received a Superior rating and the treble chorus earned an Excellent rating. Our art program continues to earn awards in all grade levels and on national, state and local levels. The faculty and staff of Campobello Gramling School seeks to support charitable causes and encourages our students to do the same. This year CGS raised money for March of Dimes (\$1000) and Relay for Life(\$5500), and collected more than 7000 canned goods for those in need. In total, the faculty, staff and students of CGS raised over \$6500 for charities. This could not be done without the generous support of our community.

Teachers participated in a variety of staff development opportunities including study groups, literacy training, vertical articulation and the beginning stage of implementation of the Common Core State Standard. Our fourth grade teacher worked on a partnership with the Spartanburg Writing Project, which focused on integrating literacy into all subject areas, writing, and implementing a writer's workshop approach in language arts classrooms. Through this initiative, teachers worked with a consultant who provided staff development, modeled classroom lessons, planned instruction with teachers and provided opportunities for students to practice their writing skills in all content areas. Our instructional coach continued to provide teachers with ongoing support throughout the year. An area of special emphasis this year is a continued effort to implement our school (SACS) goals, which include: Improving School Communication, Improving Student Achievement for All Students, and Enhancing Staff Development to Improve Instructional Effectiveness. We meet monthly to discuss, revise, design, and implement strategies to address these goals. It is our continued commitment to do so for the success of our students and Campobello Gramling School.

Sincerely,
 John M. Hodge Principal
 Carey Ballew SIC Chair

Comprehensive detail, including definitions of ratings, performance criteria, and explanations of status, is available on www.ed.sc.gov and www.eoc.sc.gov as well as school and school district websites.

Printed versions are available from school districts upon request.

Abbreviations Key

N/A Not Applicable N/AV Not Available N/C Not Collected N/R Not Reported I/S Insufficient Sample TBD To be determined

NI Newly Identified CSI Continuing School Improvement CA Corrective Action RP Plan to Restructure R Restructure DELAY School Improvement Status HOLD School Improvement Status