



SC Annual School Report Card Summary

Catawba Trail Elementary School
 Richland Two
 Grades: K-5 Enrollment: 411
 Principal: Denise L. Barth
 Superintendent: Katie Brochu
 Board Chair: The Honorable Calvin "Chip" Jackson

PERFORMANCE

Comprehensive detail, including definitions of ratings, performance criteria, and explanations of status, is available on www.ed.sc.gov and www.eoc.sc.gov as well as school and school district websites. Printed versions are available from school districts upon request.

YEAR	ABSOLUTE RATING	GROWTH RATING	PALMETTO GOLD AND SILVER AWARD		ESEA/FEDERAL ACCOUNTABILITY RATING SYSTEM	
			General Performance	Closing the Gap	ESEA Grade	Accountability Indicator
2012	Good	Average	TBD	TBD	A	N/A
2011	N/A	N/A	N/A	N/A	N/A	N/A
2010	N/A	N/A	N/A	N/A	N/A	N/A

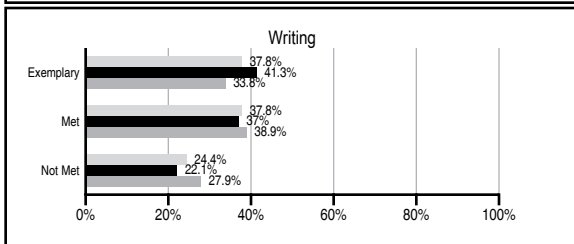
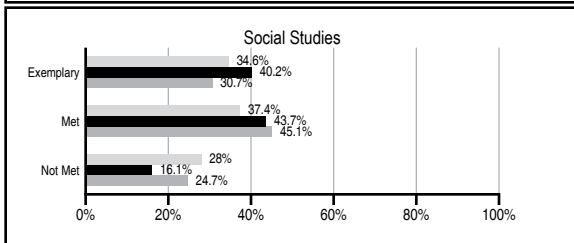
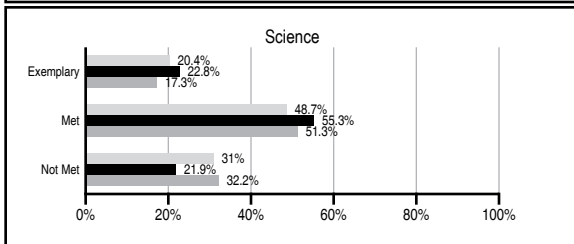
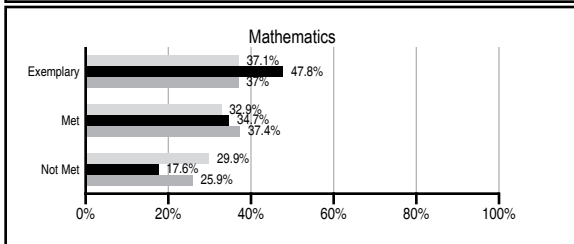
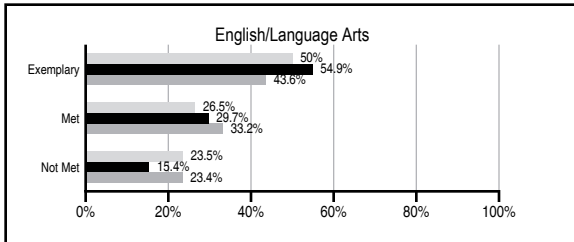
ABSOLUTE RATINGS OF ELEMENTARY SCHOOLS WITH STUDENTS LIKE OURS*

EXCELLENT	GOOD	AVERAGE	BELOW AVERAGE	AT-RISK
46	24	4	0	0

* Ratings are calculated with data available by 11/07/2012. Schools with Students Like Ours are Elementary Schools with Poverty Indices of no more than 5% above or below the index for this school.

PASS PERFORMANCE

Our School
 Elementary Schools with Students Like Ours
 Elementary schools statewide



NAEP PERFORMANCE*

* Performance reported for SC and nation, data not available at school level. Percentages at NAEP Achievement Levels.



SC PERFORMANCE VISION

By 2020 all students will graduate with the knowledge and skills necessary to compete successfully in the global economy, participate in a democratic society and contribute positively as members of families and communities.

Abbreviations Key

N/A Not Applicable N/AV Not Available N/C Not Collected N/R Not Reported I/S Insufficient Sample TBD To be determined

Catawba Trail Elementary School [Richland Two]

SCHOOL PROFILE

	Our School	Change from Last Year	Elementary Schools with Students Like Ours	Median Elementary School
Students (n=411)				
Retention rate	0.0%	N/A	0.8%	1.0%
Attendance rate	97.3%	N/A	97.0%	96.6%
Served by gifted and talented program	N/AV	N/AV	N/AV	N/AV
With disabilities other than speech	N/AV	N/AV	N/AV	N/AV
Older than usual for grade	N/AV	N/AV	N/AV	N/AV
Out-of-school suspensions or expulsions for violent and/or criminal offenses	0.0%	N/R	0.0%	0.0%
Teachers (n=31)				
Teachers with advanced degrees	51.6%	N/A	65.8%	63.0%
Continuing contract teachers	N/AV	N/AV	N/AV	N/AV
Teachers returning from previous year	N/A	N/A	90.1%	88.7%
Teacher attendance rate	95.9%	N/R	95.1%	95.1%
Average teacher salary*	\$45,017	I/S	\$48,836	\$47,210
Classes not taught by highly qualified teachers	2.5%	N/A	0.0%	0.0%
Professional development days/teacher	9.9 days	N/R	10.1 days	10.5 days
School				
Principal's years at school	1.0	N/R	5.0	4.0
Student-teacher ratio in core subjects	18.7 to 1	N/R	20.6 to 1	20.0 to 1
Prime instructional time	N/R	N/R	90.8%	90.5%
Opportunities in the arts	Good	N/R	Good	Good
SACS accreditation	Yes	N/R	Yes	Yes
Parents attending conferences	100.0%	N/R	100.0%	100.0%
Character development program	Excellent	N/R	Excellent	Excellent
Dollars spent per pupil**	N/A	N/A	\$6,781	\$7,247
Percent of expenditures for instruction**	N/A	N/A	69.6%	68.2%
Percent of expenditures for teacher salaries**	N/A	N/A	67.9%	65.7%
ESEA composite index score	95.0	N/A	96.4	91.9

* Length of contract = 185+ days.

** Prior year audited financial data available.

EVALUATION RESULTS

	Teachers	Students*	Parents*
Number of surveys returned	0	49	28
Percent satisfied with learning environment	N/R	83.7%	96.3%
Percent satisfied with social and physical environment	N/R	89.8%	92.3%
Percent satisfied with school-home relations	N/R	95.9%	92.9%

*Only students at the highest elementary school grade level at this school and their parents were included.

REPORT OF PRINCIPAL AND SCHOOL IMPROVEMENT COUNCIL

Catawba Trail Elementary School is proud of its stellar first year. Our students, families, faculty and community embraced the challenges of opening a new school and worked together to set a foundation of success for all students. Key to our success has been the invested parent leadership of our School Improvement Council (SIC) and our Parent-Teacher Organization (PTO). We have worked diligently to provide students ownership of their learning, beginning immediately with our students leading the process for our selection of a school mascot-The Colts- and school colors-Blue and Gold. Our School Dedication on November 17th was led entirely by students and each grade level performed during the program.

Our technology-rich environment includes One-to-One computing in grades three, four and five, with each student assigned a laptop for in-school use. In grades one and two, there are five laptops in each classroom. Every classroom school-wide is equipped with five iPads, a flip-cam and a digital camera. Students are comfortable with technology as a tool to enhance their learning and seamless integration by our faculty makes the content meaningful.

Our school improvement plan included the following four goals: Increase student achievement and accomplishment through standard and creative assessment tools; Create a positive school climate with evidence of student ownership and pride; Continue developing quality teachers and administrators; and Create a community environment to support student success. We received SACS CASI accreditation. Our beliefs for our children are shared in the statement below: As we embrace the most important work we'll ever do, our eyes look to the future.

Our world is shrinking and our children know this best of any of us. Technology creates a learning environment with no boundaries. Essential skills focus on thinking... Thinking creatively, thinking critically....sustaining thinking over time and through challenges. Many minds are stronger than the individual viewpoint and collaboration and communication are embedded in the engaging work our children do every day. Our diversity is our strength and results in a more thoughtful and flexible learning environment. No longer is there just one right answer or one right way to design an elegant solution to a real world problem. We celebrate our children, our future, and we dedicate Catawba Trail to their education, their dreams, their aspirations, and their present and future success.

Catawba Trail.....Many Paths to the Future.

Denise Barth, Principal
 Jessica Drysdale, Chairperson, School Improvement Council

Comprehensive detail, including definitions of ratings, performance criteria, and explanations of status, is available on www.ed.sc.gov and www.eoc.sc.gov as well as school and school district websites.

Printed versions are available from school districts upon request.

Abbreviations Key

N/A Not Applicable N/AV Not Available N/C Not Collected N/R Not Reported I/S Insufficient Sample TBD To be determined

NI Newly Identified CSI Continuing School Improvement CA Corrective Action RP Plan to Restructure R Restructure DELAY School Improvement Status HOLD School Improvement Status