



# SC Annual School Report Card Summary

Bridge Creek Elementary  
 Richland Two  
 Grades: PK-5 Enrollment: 591  
 Principal: Arthur Newton, Jr.  
 Superintendent: Katie Brochu  
 Board Chair: The Honorable Calvin "Chip" Jackson

## PERFORMANCE

Comprehensive detail, including definitions of ratings, performance criteria, and explanations of status, is available on [www.ed.sc.gov](http://www.ed.sc.gov) and [www.eoc.sc.gov](http://www.eoc.sc.gov) as well as school and school district websites. Printed versions are available from school districts upon request.

YEAR	ABSOLUTE RATING	GROWTH RATING	PALMETTO GOLD AND SILVER AWARD		ESEA/FEDERAL ACCOUNTABILITY RATING SYSTEM	
			General Performance	Closing the Gap	ESEA Grade	Accountability Indicator
2012	Excellent	Excellent	TBD	TBD	A	N/A
2011	Good	Good	Silver	Silver	Met	N/A
2010	Good	Excellent	Gold	Silver	Met	N/A

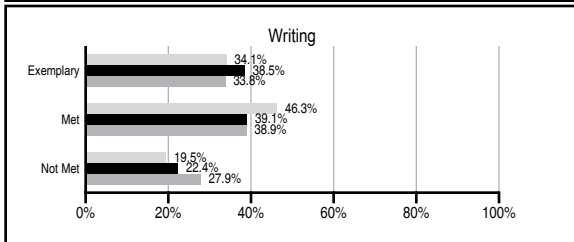
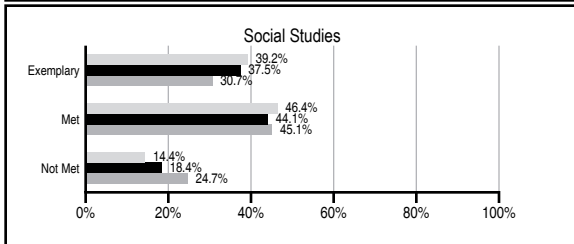
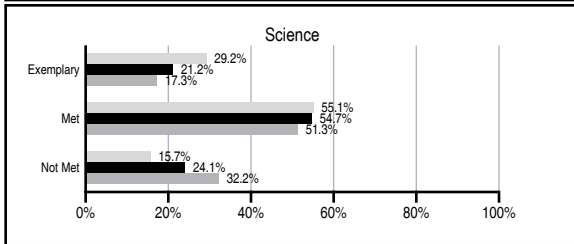
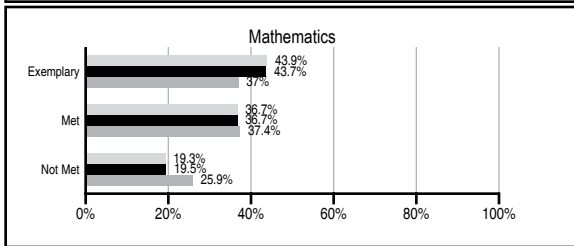
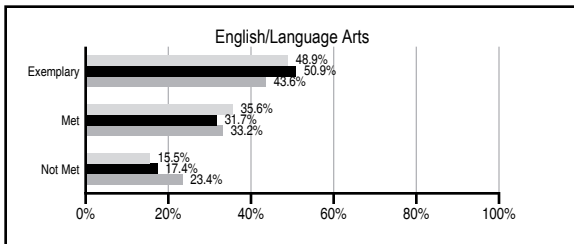
## ABSOLUTE RATINGS OF ELEMENTARY SCHOOLS WITH STUDENTS LIKE OURS\*

EXCELLENT	GOOD	AVERAGE	BELOW AVERAGE	AT-RISK
45	32	14	1	0

\* Ratings are calculated with data available by 11/07/2012. Schools with Students Like Ours are Elementary Schools with Poverty Indices of no more than 5% above or below the index for this school.

## PASS PERFORMANCE

Our School
  Elementary Schools with Students Like Ours
  Elementary schools statewide



## NAEP PERFORMANCE\*

\* Performance reported for SC and nation, data not available at school level. Percentages at NAEP Achievement Levels.



## SC PERFORMANCE VISION

*By 2020 all students will graduate with the knowledge and skills necessary to compete successfully in the global economy, participate in a democratic society and contribute positively as members of families and communities.*

### Abbreviations Key

N/A Not Applicable N/AV Not Available N/C Not Collected N/R Not Reported I/S Insufficient Sample TBD To be determined

# Bridge Creek Elementary [Richland Two]

## SCHOOL PROFILE

	Our School	Change from Last Year	Elementary Schools with Students Like Ours	Median Elementary School
<b>Students (n=591)</b>				
Retention rate	0.4%	Up from 0.0%	0.9%	1.0%
Attendance rate	97.3%	Up from 97.0%	96.7%	96.6%
Served by gifted and talented program	N/AV	N/AV	N/AV	N/AV
With disabilities other than speech	N/AV	N/AV	N/AV	N/AV
Older than usual for grade	N/AV	N/AV	N/AV	N/AV
Out-of-school suspensions or expulsions for violent and/or criminal offenses	0.3%	Up from 0.2%	0.0%	0.0%
<b>Teachers (n=43)</b>				
Teachers with advanced degrees	69.8%	Down from 70.5%	64.4%	63.0%
Continuing contract teachers	N/AV	N/AV	N/AV	N/AV
Teachers returning from previous year	72.6%	N/A	89.0%	88.7%
Teacher attendance rate	95.3%	Up from 94.9%	95.1%	95.1%
Average teacher salary*	\$44,692	Up 2.5%	\$48,723	\$47,210
Classes not taught by highly qualified teachers	10.8%	Up from 0.0%	0.0%	0.0%
Professional development days/teacher	6.9 days	Down from 15.4 days	11.9 days	10.5 days
<b>School</b>				
Principal's years at school	3.0	Up from 2.0	5.0	4.0
Student-teacher ratio in core subjects	19.0 to 1	Down from 19.6 to 1	20.3 to 1	20.0 to 1
Prime instructional time	N/R	N/R	90.3%	90.5%
Opportunities in the arts	Good	No Change	Good	Good
SACS accreditation	Yes	No Change	Yes	Yes
Parents attending conferences	100.0%	No Change	100.0%	100.0%
Character development program	Good	Down from Excellent	Excellent	Excellent
Dollars spent per pupil**	\$7,425	Down 15.2%	\$6,869	\$7,247
Percent of expenditures for instruction**	70.5%	Up from 66.5%	68.0%	68.2%
Percent of expenditures for teacher salaries**	68.3%	Up from 63.1%	66.3%	65.7%
ESEA composite index score	93.6	N/A	94.7	91.9

\* Length of contract = 185+ days.

\*\* Prior year audited financial data available.

## EVALUATION RESULTS

	Teachers	Students*	Parents*
Number of surveys returned	28	87	55
Percent satisfied with learning environment	92.9%	83.7%	90.7%
Percent satisfied with social and physical environment	100.0%	72.4%	87.3%
Percent satisfied with school-home relations	96.4%	81.4%	94.4%

\*Only students at the highest elementary school grade level at this school and their parents were included.

## REPORT OF PRINCIPAL AND SCHOOL IMPROVEMENT COUNCIL

The 2011-2012 school year was exciting and rewarding for Bridge Creek Elementary. As we conclude our fourth year of existence, we are proud of several accomplishments. For the third consecutive year, we received the Palmetto Silver Award for high academic achievement, and we were also recognized as a school that is closing the gap between historically achieving and historically underachieving students for three consecutive years.

Moreover, our commitment to hiring the best educators has not gone unnoticed, as one of our teachers was selected as the District Teacher of the Year. "Bridging the Path of Excellence to Children" is also reflected in our after-school programs. To meet the needs of our community, our Boys and Girls Club opened at 5:00 a.m. each morning and closed at 6:30 p.m. each afternoon. Our students were also able to participate in Art Club, Chorus, Student Council, Steel Drum Band, Drama Club, Sports and Fitness Club, Recycling Club, Stock Market Team, Cheerleading and Dance, and our student-led morning news program. These clubs were essential to the growth and development of the students in which we served.

Many effective academic programs are in place to meet the on-going needs of our students: Tier 1 and Tier 2 interventions, Differentiated Instruction, Study Island, Accelerated Math, Accelerated Reading, Accelerated Reading Cohort (first grade), and first through fifth grade after-school tutoring. We will continue to use data as we plan and implement curriculum for our students. The data from NWEA Measure of Academic Progress (MAP) and Palmetto Assessment of State Standards (PASS) will continue to be analyzed to guide our instruction.

Our vision this school year has been to build culture and community throughout our school and community. With the assistance of our PTO board and SIC, we were able to bring in our families outside of the school's normal operating hours. Our annual Family Reading Night, Family Dance, Math Night, Science Day, and Arts Day were a huge success, with more than three hundred people participating in most of the events. As we continue to build a culture of excellence, we will use our parents, community, and students' feedback from surveys to move forward.

Arthur Newton, Jr., Principal  
Bill McCracken, SIC Chair

Comprehensive detail, including definitions of ratings, performance criteria, and explanations of status, is available on [www.ed.sc.gov](http://www.ed.sc.gov) and [www.eoc.sc.gov](http://www.eoc.sc.gov) as well as school and school district websites.

Printed versions are available from school districts upon request.

### Abbreviations Key

N/A Not Applicable N/AV Not Available N/C Not Collected N/R Not Reported I/S Insufficient Sample TBD To be determined  
NI Newly Identified CSI Continuing School Improvement CA Corrective Action RP Plan to Restructure R Restructure DELAY School Improvement Status HOLD School Improvement Status