



SC Annual School Report Card Summary

Polo Road Elementary School
 Richland Two
 Grades: PK-5 Enrollment: 587
 Principal: Marshalynn M. Franklin
 Superintendent: Katie Brochu
 Board Chair: The Honorable Calvin "Chip" Jackson

PERFORMANCE

Comprehensive detail, including definitions of ratings, performance criteria, and explanations of status, is available on www.ed.sc.gov and www.eoc.sc.gov as well as school and school district websites. Printed versions are available from school districts upon request.

YEAR	ABSOLUTE RATING	GROWTH RATING	PALMETTO GOLD AND SILVER AWARD		ESEA/FEDERAL ACCOUNTABILITY RATING SYSTEM	
			General Performance	Closing the Gap	ESEA Grade	Accountability Indicator
2012	Good	Good	TBD	TBD	A	N/A
2011	Average	Average	Silver	N/A	Not Met	N/A
2010	Average	Good	Silver	Silver	Not Met	N/A

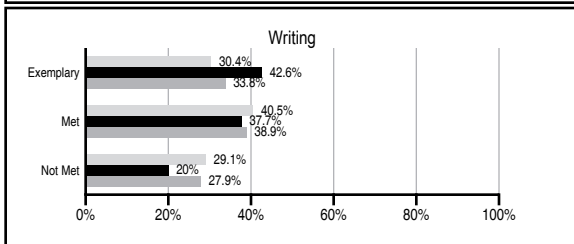
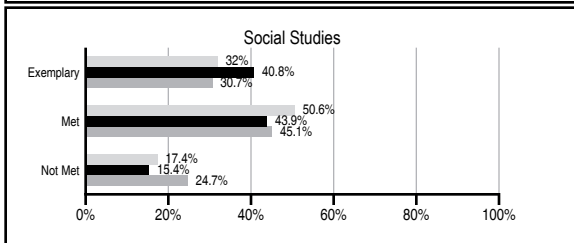
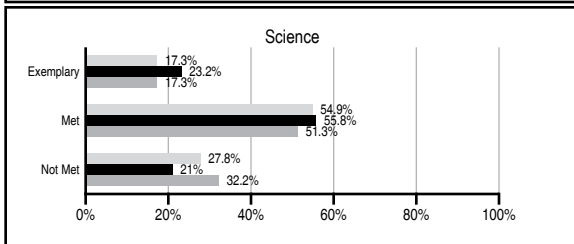
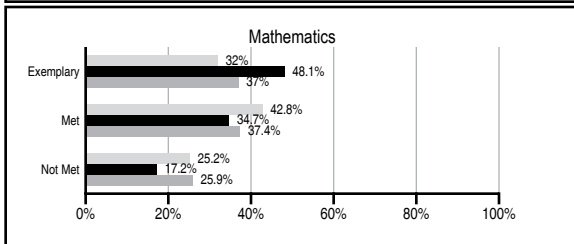
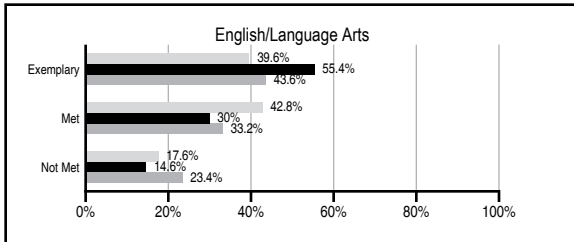
ABSOLUTE RATINGS OF ELEMENTARY SCHOOLS WITH STUDENTS LIKE OURS*

EXCELLENT	GOOD	AVERAGE	BELOW AVERAGE	AT-RISK
47	16	4	1	0

* Ratings are calculated with data available by 11/07/2012. Schools with Students Like Ours are Elementary Schools with Poverty Indices of no more than 5% above or below the index for this school.

PASS PERFORMANCE

Our School
 Elementary Schools with Students Like Ours
 Elementary schools statewide



NAEP PERFORMANCE*

* Performance reported for SC and nation, data not available at school level. Percentages at NAEP Achievement Levels.



SC PERFORMANCE VISION

By 2020 all students will graduate with the knowledge and skills necessary to compete successfully in the global economy, participate in a democratic society and contribute positively as members of families and communities.

Abbreviations Key

N/A Not Applicable N/AV Not Available N/C Not Collected N/R Not Reported I/S Insufficient Sample TBD To be determined

Polo Road Elementary School [Richland Two]

SCHOOL PROFILE

	Our School	Change from Last Year	Elementary Schools with Students Like Ours	Median Elementary School
Students (n=587)				
Retention rate	0.9%	Up from 0.7%	0.9%	1.0%
Attendance rate	97.2%	Up from 96.8%	97.0%	96.6%
Served by gifted and talented program	N/AV	N/AV	N/AV	N/AV
With disabilities other than speech	N/AV	N/AV	N/AV	N/AV
Older than usual for grade	N/AV	N/AV	N/AV	N/AV
Out-of-school suspensions or expulsions for violent and/or criminal offenses	0.0%	Down from 0.1%	0.0%	0.0%
Teachers (n=48)				
Teachers with advanced degrees	83.3%	Up from 73.6%	62.1%	63.0%
Continuing contract teachers	N/AV	N/AV	N/AV	N/AV
Teachers returning from previous year	84.6%	Down from 86.5%	90.1%	88.7%
Teacher attendance rate	96.7%	Up from 93.9%	95.2%	95.1%
Average teacher salary*	\$50,284	Up 1.9%	\$48,227	\$47,210
Classes not taught by highly qualified teachers	0.0%	Down from 2.9%	0.0%	0.0%
Professional development days/teacher	8.0 days	Down from 17.8 days	10.1 days	10.5 days
School				
Principal's years at school	1.0	Down from 10.0	4.0	4.0
Student-teacher ratio in core subjects	16.5 to 1	Down from 20.9 to 1	21.0 to 1	20.0 to 1
Prime instructional time	N/R	N/R	91.6%	90.5%
Opportunities in the arts	Good	No Change	Good	Good
SACS accreditation	Yes	No Change	Yes	Yes
Parents attending conferences	100.0%	No Change	100.0%	100.0%
Character development program	Excellent	No Change	Excellent	Excellent
Dollars spent per pupil**	\$7,535	Down 8.0%	\$6,746	\$7,247
Percent of expenditures for instruction**	73.6%	No Change	69.3%	68.2%
Percent of expenditures for teacher salaries**	72.2%	Down from 72.7%	67.6%	65.7%
ESEA composite index score	99.2	N/A	96.5	91.9

* Length of contract = 185+ days.

** Prior year audited financial data available.

EVALUATION RESULTS

	Teachers	Students*	Parents*
Number of surveys returned	45	70	49
Percent satisfied with learning environment	100.0%	94.3%	93.8%
Percent satisfied with social and physical environment	100.0%	88.4%	97.9%
Percent satisfied with school-home relations	100.0%	91.2%	93.9%

*Only students at the highest elementary school grade level at this school and their parents were included.

REPORT OF PRINCIPAL AND SCHOOL IMPROVEMENT COUNCIL

The 2011-12 school year was phenomenal! Our school community embraced the school's motto – Learning Today to Change Tomorrow – and a myriad of changes evolved. Polo Road's students LEARNED the value of interdependence through our Peace Challenge. Students demonstrated our 8 Character Traits and earned "days of peace." Each time students accumulated twenty days of peace, they participated in a celebration. Teacher vs. students kickball, Pie the Principal and Silly String the Teacher were among several activities students chose to celebrate their feat of "keeping the peace" at Polo Road.

As a result of students' efforts, the level of camaraderie in our school CHANGED significantly. Our parents and community at-large LEARNED the impact that parent/community involvement has on the school. Our SIC began working to garner more community support (e.g., the distribution of school postcards via a mass-mailing; inclusion of news blurbs through local media outlets). Our PTO worked tirelessly to support our instructional staff and provide quality family-oriented experiences (e.g., restaurant nights, VIP breakfasts, school personnel appreciation luncheons). Parents and community members invested thousands of volunteer hours – both on campus and remotely from home. As a result of the efforts and support of our parents and community, our level of school-parent-community engagement has CHANGED for the better.

Polo Road's instructional staff LEARNED the value of participating in meaningful, engaging professional development experiences. Both certified and classified personnel were provided learning experiences to help them grow professionally and be better able to serve our students. As a result of our professional development experiences, the level of professionalism and competency among our instructional staff has CHANGED. Additionally, we are very pleased to ... - have been named a recipient of another Palmetto Silver Award (for general performance) - be the home school of South Carolina's Rookie Special Educator of the Year – Mr. Daniel Murphy - have expanded one-to-one computing to 4th and 5th grades - have hosted student teachers and practicum students from Columbia College, the University of South Carolina, Western Governors University and the University of Southern California. Polo Road's successes are a result of the participation and involvement of motivated students, parents, staff and community members. We continue to endeavor to fulfill our school's motto ... Learning Today to Change Tomorrow.

Marshalynn M. Franklin, Principal
Linda Bartley-Bailey, SIC Chairperson

Comprehensive detail, including definitions of ratings, performance criteria, and explanations of status, is available on www.ed.sc.gov and www.eoc.sc.gov as well as school and school district websites.

Printed versions are available from school districts upon request.

Abbreviations Key

N/A Not Applicable N/AV Not Available N/C Not Collected N/R Not Reported I/S Insufficient Sample TBD To be determined
NI Newly Identified CSI Continuing School Improvement CA Corrective Action RP Plan to Restructure R Restructure DELAY School Improvement Status HOLD School Improvement Status