



SC Annual School Report Card Summary

Kelly Mill Middle School
 Richland Two
 Grades: 2-8 Enrollment: 1,016
 Principal: Katie Wall
 Superintendent: Katie Brochu
 Board Chair: The Honorable Calvin "Chip" Jackson

PERFORMANCE

Comprehensive detail, including definitions of ratings, performance criteria, and explanations of status, is available on www.ed.sc.gov and www.eoc.sc.gov as well as school and school district websites. Printed versions are available from school districts upon request.

YEAR	ABSOLUTE RATING	GROWTH RATING	PALMETTO GOLD AND SILVER AWARD		ESEA/FEDERAL ACCOUNTABILITY RATING SYSTEM	
			General Performance	Closing the Gap	ESEA Grade	Accountability Indicator
2012	Below Average	Average	TBD	TBD	A	N/A
2011	Below Average	Average	Silver	N/A	Not Met	N/A
2010	Below Average	Average	Silver	N/A	Not Met	N/A

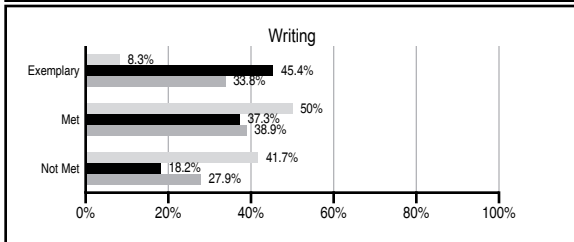
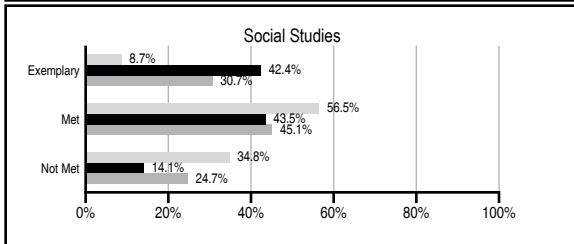
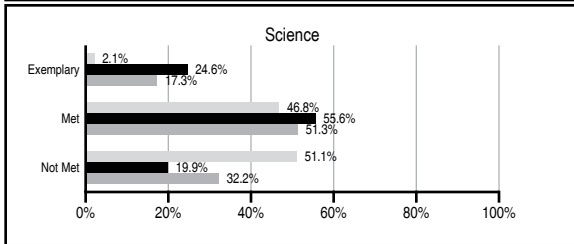
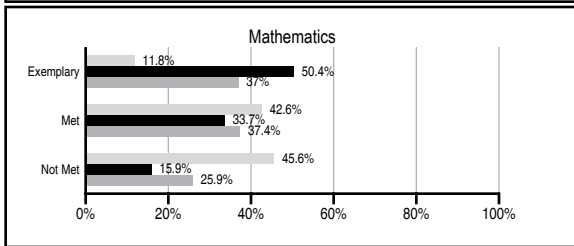
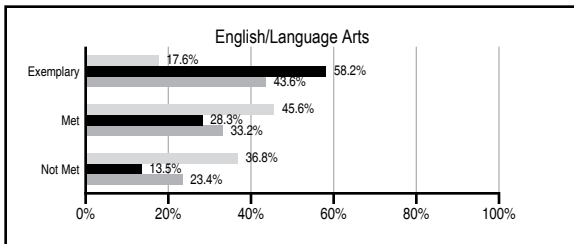
ABSOLUTE RATINGS OF ELEMENTARY SCHOOLS WITH STUDENTS LIKE OURS*

EXCELLENT	GOOD	AVERAGE	BELOW AVERAGE	AT-RISK
38	12	0	1	0

* Ratings are calculated with data available by 11/07/2012. Schools with Students Like Ours are Elementary Schools with Poverty Indices of no more than 5% above or below the index for this school.

PASS PERFORMANCE

Our School
 Elementary Schools with Students Like Ours
 Elementary schools statewide



NAEP PERFORMANCE*

* Performance reported for SC and nation, data not available at school level. Percentages at NAEP Achievement Levels.



SC PERFORMANCE VISION

By 2020 all students will graduate with the knowledge and skills necessary to compete successfully in the global economy, participate in a democratic society and contribute positively as members of families and communities.

Abbreviations Key

N/A Not Applicable N/AV Not Available N/C Not Collected N/R Not Reported I/S Insufficient Sample TBD To be determined

Kelly Mill Middle School [Richland Two]

SCHOOL PROFILE

	Our School	Change from Last Year	Elementary Schools with Students Like Ours	Median Elementary School
Students (n=1,016)				
Retention rate	0.5%	Up from 0.3%	0.9%	1.0%
Attendance rate	98.5%	No Change	97.0%	96.6%
Served by gifted and talented program	N/AV	N/AV	N/AV	N/AV
With disabilities other than speech	N/AV	N/AV	N/AV	N/AV
Older than usual for grade	N/AV	N/AV	N/AV	N/AV
Out-of-school suspensions or expulsions for violent and/or criminal offenses	0.4%	Up from 0.2%	0.0%	0.0%
Teachers (n=71)				
Teachers with advanced degrees	69.0%	Up from 63.2%	67.6%	63.0%
Continuing contract teachers	N/AV	N/AV	N/AV	N/AV
Teachers returning from previous year	80.8%	Down from 81.6%	90.1%	88.7%
Teacher attendance rate	95.4%	Up from 93.9%	95.2%	95.1%
Average teacher salary*	\$47,070	Down 1.4%	\$48,803	\$47,210
Classes not taught by highly qualified teachers	0.0%	Down from 3.3%	0.0%	0.0%
Professional development days/teacher	6.7 days	Down from 6.8 days	9.6 days	10.5 days
School				
Principal's years at school	8.0	Up from 7.0	4.0	4.0
Student-teacher ratio in core subjects	23.4 to 1	Down from 28.2 to 1	20.8 to 1	20.0 to 1
Prime instructional time	N/R	N/R	91.6%	90.5%
Opportunities in the arts	Good	No Change	Good	Good
SACS accreditation	Yes	No Change	Yes	Yes
Parents attending conferences	72.0%	Up from 40.9%	100.0%	100.0%
Character development program	Below Average	Down from Average	Excellent	Excellent
Dollars spent per pupil**	\$5,916	Down 24.8%	\$6,821	\$7,247
Percent of expenditures for instruction**	70.3%	Down from 72.9%	68.8%	68.2%
Percent of expenditures for teacher salaries**	66.6%	Down from 70.0%	67.7%	65.7%
ESEA composite index score	91.9	N/A	97.1	91.9

* Length of contract = 185+ days.

** Prior year audited financial data available.

EVALUATION RESULTS

	Teachers	Students*	Parents*
Number of surveys returned	N/A	N/A	N/A
Percent satisfied with learning environment	N/A	N/A	N/A
Percent satisfied with social and physical environment	N/A	N/A	N/A
Percent satisfied with school-home relations	N/A	N/A	N/A

*Only students at the highest elementary school grade level at this school and their parents were included.

REPORT OF PRINCIPAL AND SCHOOL IMPROVEMENT COUNCIL

Kelly Mill Middle School, a Palmetto's Finest finalist, Red Carpet School, a National AVID Demonstration Site, and an Exemplary Writing school, has embraced the community and forged a bond based on commitment, belief, and support.

We are a school that engages all students in meaningful work designed to advance the depth and application of learning. We provide an honors' program in all four core content areas – language arts/reading, math, science, and social studies. Our co-curricular activities support the total development of the student. Music students earn superior ratings; our art students garner awards. Our AVID Program (Achievement via Individual Determination) is the only National Demonstration Site in our state. Student achievement, as measured by MAP testing, has been outstanding. Over eighty percent of our students met or exceeded their MAP goals. Our students excelled in the Science Fair advancing to regional and state levels.

Kelly Mill Middle School has been designated as a Champions of the Environment school. We offer a Middle Matters Program for parents and the Opportunity Club as an after-school program to advance students' learning. We were selected by Ignite Magazine for our exemplary technology. We received recognition for our World War II Remembrance Project. We established Kelly Mill INC., a business economics magnet program. Kelly Mill INC.: We Mean Business is a magnet school designed for the academically gifted student. It features an honors' curriculum, small classes, extended day once per month, and an extended year designated for meaningful field studies.

The Center for Achievement, located on the campus of Kelly Mill Middle School, was established August 2005. It is an elementary magnet school designed for students with learning differences. The center consists of grades 2nd through 5th. There are 16 students per class, with a highly qualified teacher and an instructional assistant in the classroom. The school uses the Schools Attuned Program to identify students' strengths and to provide strategies for their weaknesses. Their students have shown growth and success on the nationally normed test administered.

Comprehensive detail, including definitions of ratings, performance criteria, and explanations of status, is available on www.ed.sc.gov and www.eoc.sc.gov as well as school and school district websites.

Printed versions are available from school districts upon request.

Abbreviations Key

N/A Not Applicable N/AV Not Available N/C Not Collected N/R Not Reported I/S Insufficient Sample TBD To be determined

NI Newly Identified CSI Continuing School Improvement CA Corrective Action RP Plan to Restructure R Restructure DELAY School Improvement Status HOLD School Improvement Status