



SC Annual School Report Card Summary

Round Top Elementary
 Richland Two
 Grades: PK-5 Enrollment: 620
 Principal: Jeaneen Tucker
 Superintendent: Katie Brochu
 Board Chair: The Honorable Calvin "Chip" Jackson

PERFORMANCE

Comprehensive detail, including definitions of ratings, performance criteria, and explanations of status, is available on www.ed.sc.gov and www.eoc.sc.gov as well as school and school district websites. Printed versions are available from school districts upon request.

YEAR	ABSOLUTE RATING	GROWTH RATING	PALMETTO GOLD AND SILVER AWARD		ESEA/FEDERAL ACCOUNTABILITY RATING SYSTEM	
			General Performance	Closing the Gap	ESEA Grade	Accountability Indicator
2012	Excellent	Excellent	TBD	TBD	A	N/A
2011	Excellent	Excellent	Gold	N/A	Not Met	N/A
2010	Excellent	Excellent	Gold	N/A	Not Met	N/A

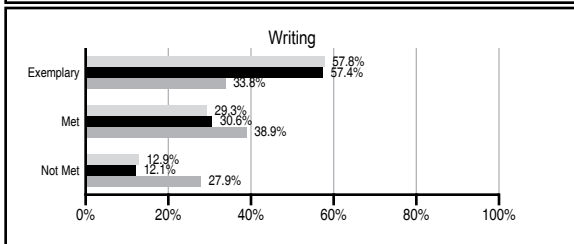
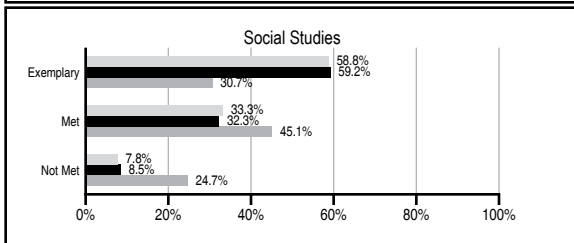
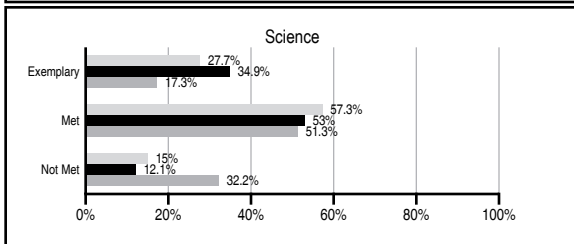
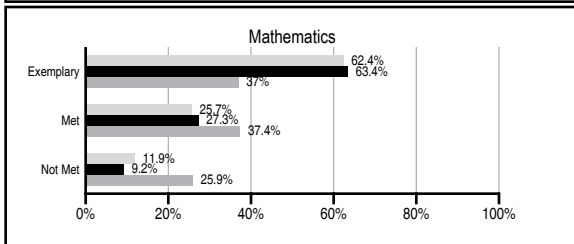
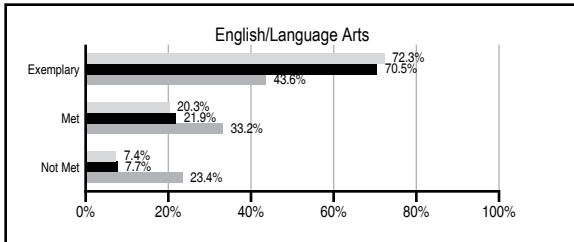
ABSOLUTE RATINGS OF ELEMENTARY SCHOOLS WITH STUDENTS LIKE OURS*

EXCELLENT	GOOD	AVERAGE	BELOW AVERAGE	AT-RISK
17	0	0	0	0

* Ratings are calculated with data available by 11/07/2012. Schools with Students Like Ours are Elementary Schools with Poverty Indices of no more than 5% above or below the index for this school.

PASS PERFORMANCE

Our School
 Elementary Schools with Students Like Ours
 Elementary schools statewide



NAEP PERFORMANCE*

* Performance reported for SC and nation, data not available at school level. Percentages at NAEP Achievement Levels.



SC PERFORMANCE VISION

By 2020 all students will graduate with the knowledge and skills necessary to compete successfully in the global economy, participate in a democratic society and contribute positively as members of families and communities.

Abbreviations Key

N/A Not Applicable N/AV Not Available N/C Not Collected N/R Not Reported I/S Insufficient Sample TBD To be determined

Round Top Elementary [Richland Two]

SCHOOL PROFILE

	Our School	Change from Last Year	Elementary Schools with Students Like Ours	Median Elementary School
Students (n=620)				
Retention rate	0.0%	Down from 0.3%	0.7%	1.0%
Attendance rate	97.7%	Up from 97.1%	97.3%	96.6%
Served by gifted and talented program	N/AV	N/AV	N/AV	N/AV
With disabilities other than speech	N/AV	N/AV	N/AV	N/AV
Older than usual for grade	N/AV	N/AV	N/AV	N/AV
Out-of-school suspensions or expulsions for violent and/or criminal offenses	0.0%	No Change	0.0%	0.0%
Teachers (n=43)				
Teachers with advanced degrees	74.4%	Up from 73.3%	68.8%	63.0%
Continuing contract teachers	N/AV	N/AV	N/AV	N/AV
Teachers returning from previous year	86.0%	Down from 88.3%	89.4%	88.7%
Teacher attendance rate	95.2%	Up from 93.9%	95.3%	95.1%
Average teacher salary*	\$52,375	Down 1.2%	\$49,722	\$47,210
Classes not taught by highly qualified teachers	0.0%	No Change	0.0%	0.0%
Professional development days/teacher	10.5 days	Down from 11.5 days	9.3 days	10.5 days
School				
Principal's years at school	9.0	Up from 8.0	6.0	4.0
Student-teacher ratio in core subjects	11.5 to 1	Down from 19.4 to 1	21.4 to 1	20.0 to 1
Prime instructional time	N/R	N/R	92.0%	90.5%
Opportunities in the arts	Excellent	No Change	Good	Good
SACS accreditation	Yes	No Change	Yes	Yes
Parents attending conferences	100.0%	No Change	100.0%	100.0%
Character development program	Excellent	No Change	Excellent	Excellent
Dollars spent per pupil**	\$7,738	Up 7.5%	\$6,463	\$7,247
Percent of expenditures for instruction**	73.3%	Down from 76.1%	69.7%	68.2%
Percent of expenditures for teacher salaries**	72.0%	Down from 74.3%	69.0%	65.7%
ESEA composite index score	97.9	N/A	98.0	91.9

* Length of contract = 185+ days.

** Prior year audited financial data available.

EVALUATION RESULTS

	Teachers	Students*	Parents*
Number of surveys returned	38	108	79
Percent satisfied with learning environment	100.0%	96.3%	98.7%
Percent satisfied with social and physical environment	100.0%	95.3%	96.2%
Percent satisfied with school-home relations	100.0%	91.6%	96.1%

*Only students at the highest elementary school grade level at this school and their parents were included.

REPORT OF PRINCIPAL AND SCHOOL IMPROVEMENT COUNCIL

Round Top Elementary continues to soar to new heights each year. In keeping with our Richland Two vision we seek to "Inspire, Ignite, and Inquire" throughout each day!

Our student achievement continues to show the fruits of the exceptional daily instruction provided by our highly committed teachers. Numerous members of our faculty and staff have participated in professional development focusing on the "Working on the Work" (Schlechty) Framework and this will continue throughout the summer and beyond. Our goal is to design lessons that our students will find authentic and engaging. Our 5th grade teachers and students embraced our district wide initiative of 1:1 computing with our Google Chromebooks. We are excited to see this initiative expand to our fourth and third graders in the coming school year.

Our second annual Read-A-Thon, sponsored by our fabulous PTO, achieved a higher level of upper grade participation and helped us raise over \$8000. For the first time we defeated our arch rival in the annual Readers Challenge to become Regional champions! Through our continued infusion of the Arts, RTE students excelled in Honors Chorus, Aviator Dance Company, our ballet production of The Wizard of Oz, and the Tri-District Arts Consortium. A huge highlight of year nine was being the first Richland Two school to be recognized by the American School Counselor Association (ASCA) with the RAMP (Recognized ASCA Model Program) Award, under the leadership of our school counselor, Will Moody.

ASCA requires a model school counseling program to be comprehensive and data driven. RTE is one of only a handful of schools nationwide to achieve this award. Mr. Moody, our highly accomplished school counselor, currently serves as the President of the SC School Counselor Association. In partnership with our School Improvement Council the RTE Homework Plan came to fruition after a two year development process. This comprehensive document provides our parents with our beliefs, expectations, and strategies for successful completion of homework. This document is a fixture on our school website along with our SIC Commitment Covenant – a pledge signed annually by each student, his/her parent, and teacher to solidify the expectation of each stakeholder to provide their personal best effort throughout the year.

As we reflect on all of our accomplishments we feel the most important remain the intangibles...the smiling faces of our students and the LIFESKILLS they exhibit each day as they demonstrate caring and friendship for one another, their school and their community. Come by and see us in action. You will leave a believer!

Jeaneen M. Tucker, Ed.S., Principal
Martie Summerford, SIC Chairwoman

Comprehensive detail, including definitions of ratings, performance criteria, and explanations of status, is available on www.ed.sc.gov and www.eoc.sc.gov as well as school and school district websites.

Printed versions are available from school districts upon request.

Abbreviations Key

N/A Not Applicable N/AV Not Available N/C Not Collected N/R Not Reported I/S Insufficient Sample TBD To be determined
NI Newly Identified CSI Continuing School Improvement CA Corrective Action RP Plan to Restructure R Restructure DELAY School Improvement Status HOLD School Improvement Status