



# SC Annual School Report Card Summary

**Bookman Road Elementary School**  
**Richland Two**  
**Grades: PK-5** Enrollment: 571  
**Principal: Michael Guliano**  
**Superintendent: Katie Brochu**  
**Board Chair: The Honorable Calvin "Chip" Jackson**

## PERFORMANCE

Comprehensive detail, including definitions of ratings, performance criteria, and explanations of status, is available on [www.ed.sc.gov](http://www.ed.sc.gov) and [www.eoc.sc.gov](http://www.eoc.sc.gov) as well as school and school district websites. Printed versions are available from school districts upon request.

YEAR	ABSOLUTE RATING	GROWTH RATING	PALMETTO GOLD AND SILVER AWARD		ESEA/FEDERAL ACCOUNTABILITY RATING SYSTEM	
			General Performance	Closing the Gap	ESEA Grade	Accountability Indicator
2012	Excellent	Excellent	TBD	TBD	A	N/A
2011	Excellent	Excellent	Gold	N/A	Not Met	N/A
2010	Excellent	Excellent	Gold	Silver	Met	N/A

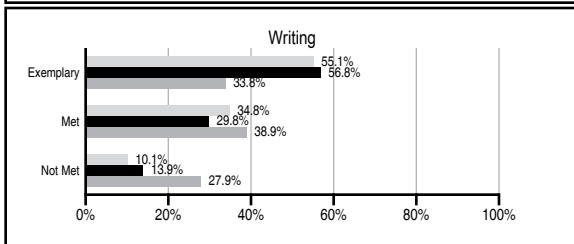
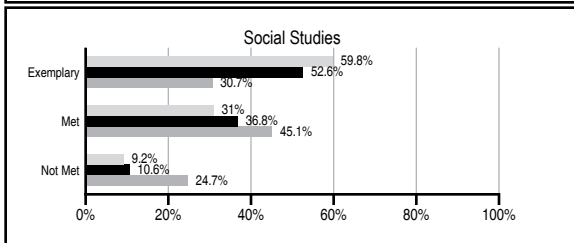
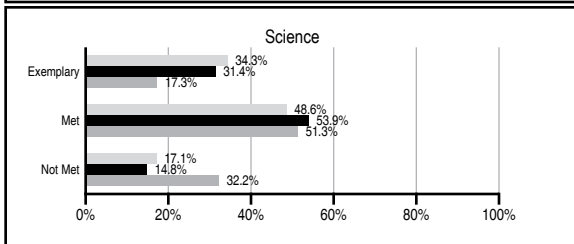
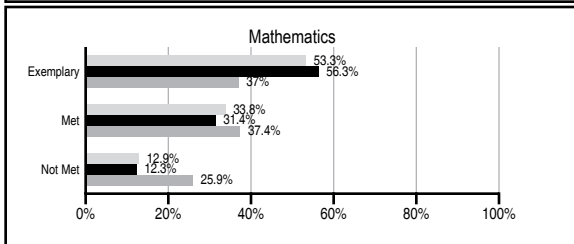
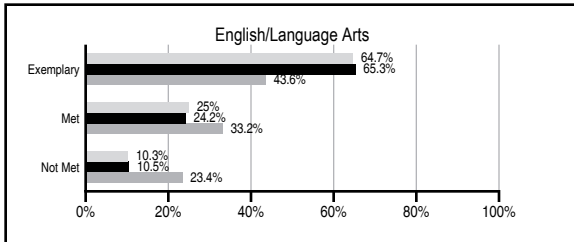
## ABSOLUTE RATINGS OF ELEMENTARY SCHOOLS WITH STUDENTS LIKE OURS\*

EXCELLENT	GOOD	AVERAGE	BELOW AVERAGE	AT-RISK
25	0	0	0	0

\* Ratings are calculated with data available by 11/07/2012. Schools with Students Like Ours are Elementary Schools with Poverty Indices of no more than 5% above or below the index for this school.

## PASS PERFORMANCE

Our School
  Elementary Schools with Students Like Ours
  Elementary schools statewide



## NAEP PERFORMANCE\*

\* Performance reported for SC and nation, data not available at school level. Percentages at NAEP Achievement Levels.



## SC PERFORMANCE VISION

*By 2020 all students will graduate with the knowledge and skills necessary to compete successfully in the global economy, participate in a democratic society and contribute positively as members of families and communities.*

### Abbreviations Key

N/A Not Applicable N/AV Not Available N/C Not Collected N/R Not Reported I/S Insufficient Sample TBD To be determined

# Bookman Road Elementary School [Richland Two]

## SCHOOL PROFILE

	Our School	Change from Last Year	Elementary Schools with Students Like Ours	Median Elementary School
<b>Students (n=571)</b>				
Retention rate	0.9%	Up from 0.2%	0.7%	1.0%
Attendance rate	97.8%	Up from 97.1%	97.1%	96.6%
Served by gifted and talented program	N/AV	N/AV	N/AV	N/AV
With disabilities other than speech	N/AV	N/AV	N/AV	N/AV
Older than usual for grade	N/AV	N/AV	N/AV	N/AV
Out-of-school suspensions or expulsions for violent and/or criminal offenses	0.0%	No Change	0.0%	0.0%
<b>Teachers (n=41)</b>				
Teachers with advanced degrees	73.2%	Down from 76.9%	66.0%	63.0%
Continuing contract teachers	N/AV	N/AV	N/AV	N/AV
Teachers returning from previous year	84.0%	Up from 81.0%	90.8%	88.7%
Teacher attendance rate	92.9%	Down from 94.6%	95.0%	95.1%
Average teacher salary*	\$51,647	Up 2.8%	\$48,590	\$47,210
Classes not taught by highly qualified teachers	1.5%	Up from 0.0%	0.0%	0.0%
Professional development days/teacher	N/R	N/R	11.4 days	10.5 days
<b>School</b>				
Principal's years at school	6.0	Up from 5.0	4.0	4.0
Student-teacher ratio in core subjects	N/R	N/R	21.4 to 1	20.0 to 1
Prime instructional time	N/R	N/R	91.4%	90.5%
Opportunities in the arts	Poor	Down from Good	Good	Good
SACS accreditation	Yes	No Change	Yes	Yes
Parents attending conferences	0.0%	Down from 100.0%	100.0%	100.0%
Character development program	Average	Down from Excellent	Excellent	Excellent
Dollars spent per pupil**	\$7,741	Down 7.3%	\$6,553	\$7,247
Percent of expenditures for instruction**	69.4%	Down from 71.4%	69.5%	68.2%
Percent of expenditures for teacher salaries**	68.6%	Down from 70.3%	68.9%	65.7%
ESEA composite index score	96.1	N/A	98.1	91.9

\* Length of contract = 185+ days.

\*\* Prior year audited financial data available.

## EVALUATION RESULTS

	Teachers	Students*	Parents*
Number of surveys returned	42	85	56
Percent satisfied with learning environment	100.0%	94.0%	98.2%
Percent satisfied with social and physical environment	100.0%	94.0%	96.4%
Percent satisfied with school-home relations	100.0%	95.2%	98.2%

\*Only students at the highest elementary school grade level at this school and their parents were included.

Comprehensive detail, including definitions of ratings, performance criteria, and explanations of status, is available on [www.ed.sc.gov](http://www.ed.sc.gov) and [www.eoc.sc.gov](http://www.eoc.sc.gov) as well as school and school district websites.

Printed versions are available from school districts upon request.

## REPORT OF PRINCIPAL AND SCHOOL IMPROVEMENT COUNCIL

Bookman Road Elementary School is a beacon of high academic achievement and vision. The school staff's knowledge of brain research, environmental learning, and differentiated instruction guide the BRES instructional blueprint regarding what is taught and how the content is delivered to students. All instruction and instructional activities are rigorous, project-based and engaging, and aligned with the South Carolina Curriculum Standards.

The BRES learning community focuses acutely on academic pursuit, enrichment and the establishment of a positive school culture. BRES students are challenged daily through a developmentally appropriate academic curriculum. The school culture promotes the tenants of nineteen LIFESKILLS and five Lifelong Guidelines of Personal Best, Trustworthiness, Truthfulness, Active Listening and No Putdowns. Learning at BRES is customized to address students' varying learning styles, needs or special accommodations.

Students at Bookman Road are assessed using a variety of formal and informal, prescriptive and achievement tools (i.e., State Assessments, Fitness Gram, Accelerated Reader, Measures of Academic Progress, DIBELS, Developmental Reading Assessment, etc.). Students are provided differentiated support and encouragement to excel regardless of their ability levels.

The fidelity to these focus areas account for the school's academic gains and distinction as a school of excellence within the District and the state of South Carolina. Some of the BRES achievements and accolades include:

Met 19 out of 20 objectives of AYP (Annual Yearly Progress); the federal measurement of accountability Mr. Michael Guliano (BRES Principal) named the 2012 Richland County Soil and Conservation Commission "Principal of the Year" BRES awarded the 2012 Richland County Soil and Conservation Commission "Earth Day" Grant BRES Academic Team participated in the International "Knowledge Master Academic" Competition finishing 61st out of 203 teams (Fall) and 57th out of 210 teams (Spring)

To address students' varying areas of interest in enrichment, BRES sponsors numerous clubs (i.e., Art Club, Sports & Fitness, Chorus, Yearbook, Karate, Soccer, Gymnastics, Dance, Airwaves Crew, and Lango Language), and specialized programs including Remediation/Tutoring, Academic Team, and ALERT.

BRES is a past recipient of the Dick and Tunky Riley School Improvement Council Award (2007-2008), Recipient of (8) Palmetto Gold and (1) Silver Award, Red Carpet School (2002, 2006, 2010), South Carolina Gold Volunteer Award (2006-07), and Closing the Achievement Gap Award (2002-2010).

Stakeholders are invited to learn more about BRES by visiting the school's website at [www.richland2.org](http://www.richland2.org) and by reviewing the BRES Annual Report to the Parents.

Michael Guliano, Principal  
Traci Young Cooper, Ed. D. (Chair – Parent)

### Abbreviations Key

N/A Not Applicable N/AV Not Available N/C Not Collected N/R Not Reported I/S Insufficient Sample TBD To be determined

NI Newly Identified CSI Continuing School Improvement CA Corrective Action RP Plan to Restructure R Restructure DELAY School Improvement Status HOLD School Improvement Status