



SC Annual School Report Card Summary

Killian Elementary School
Richland Two
Grades: PK-5 Enrollment: 720
Principal: Dr. Robert M. Scotland
Superintendent: Katie Brochu
Board Chair: The Honorable Calvin "Chip" Jackson

PERFORMANCE

Comprehensive detail, including definitions of ratings, performance criteria, and explanations of status, is available on www.ed.sc.gov and www.eoc.sc.gov as well as school and school district websites. Printed versions are available from school districts upon request.

YEAR	ABSOLUTE RATING	GROWTH RATING	PALMETTO GOLD AND SILVER AWARD		ESEA/FEDERAL ACCOUNTABILITY RATING SYSTEM	
			General Performance	Closing the Gap	ESEA Grade	Accountability Indicator
2012	Average	Average	TBD	TBD	B	N/A
2011	Average	Average	Silver	N/A	Met	N/A
2010	Average	Excellent	Gold	Silver	Met	N/A

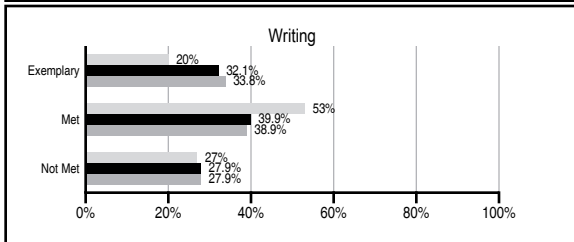
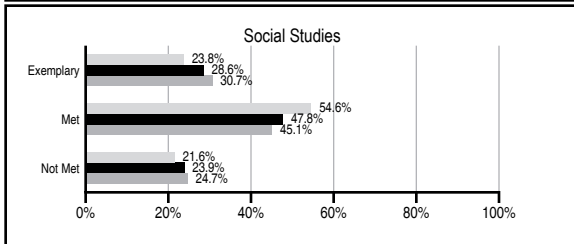
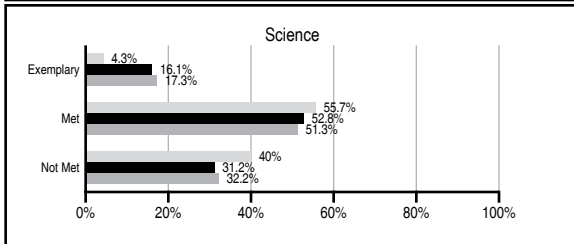
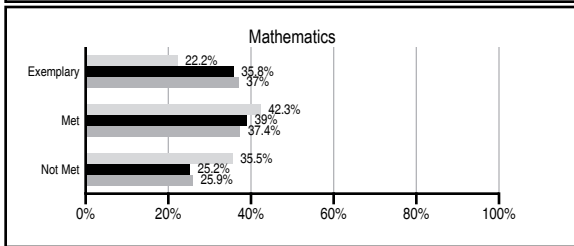
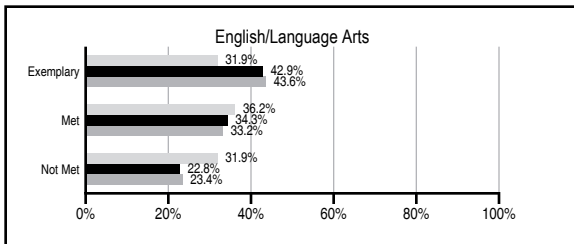
ABSOLUTE RATINGS OF ELEMENTARY SCHOOLS WITH STUDENTS LIKE OURS*

EXCELLENT	GOOD	AVERAGE	BELOW AVERAGE	AT-RISK
21	47	58	4	0

* Ratings are calculated with data available by 11/07/2012. Schools with Students Like Ours are Elementary Schools with Poverty Indices of no more than 5% above or below the index for this school.

PASS PERFORMANCE

Our School
 Elementary Schools with Students Like Ours
 Elementary schools statewide



NAEP PERFORMANCE*

* Performance reported for SC and nation, data not available at school level. Percentages at NAEP Achievement Levels.



SC PERFORMANCE VISION

By 2020 all students will graduate with the knowledge and skills necessary to compete successfully in the global economy, participate in a democratic society and contribute positively as members of families and communities.

Abbreviations Key

N/A Not Applicable N/AV Not Available N/C Not Collected N/R Not Reported I/S Insufficient Sample TBD To be determined

Killian Elementary School [Richland Two]

SCHOOL PROFILE

	Our School	Change from Last Year	Elementary Schools with Students Like Ours	Median Elementary School
Students (n=720)				
Retention rate	0.2%	No Change	1.3%	1.0%
Attendance rate	97.6%	Up from 97.1%	96.4%	96.6%
Served by gifted and talented program	N/AV	N/AV	N/AV	N/AV
With disabilities other than speech	N/AV	N/AV	N/AV	N/AV
Older than usual for grade	N/AV	N/AV	N/AV	N/AV
Out-of-school suspensions or expulsions for violent and/or criminal offenses	0.0%	Down from 0.1%	0.0%	0.0%
Teachers (n=49)				
Teachers with advanced degrees	87.8%	Down from 92.5%	61.9%	63.0%
Continuing contract teachers	N/AV	N/AV	N/AV	N/AV
Teachers returning from previous year	88.6%	No Change	89.6%	88.7%
Teacher attendance rate	94.0%	Down from 94.6%	95.1%	95.1%
Average teacher salary*	\$50,161	Up 0.3%	\$47,418	\$47,210
Classes not taught by highly qualified teachers	0.0%	No Change	0.0%	0.0%
Professional development days/teacher	8.9 days	Up from 6.3 days	10.8 days	10.5 days
School				
Principal's years at school	1.0	No Change	5.0	4.0
Student-teacher ratio in core subjects	19.6 to 1	Up from 18.7 to 1	19.9 to 1	20.0 to 1
Prime instructional time	N/R	N/R	90.2%	90.5%
Opportunities in the arts	Good	No Change	Good	Good
SACS accreditation	Yes	No Change	Yes	Yes
Parents attending conferences	98.0%	Down from 98.8%	100.0%	100.0%
Character development program	Excellent	Up from Good	Excellent	Excellent
Dollars spent per pupil**	\$7,337	Down 8.3%	\$7,242	\$7,247
Percent of expenditures for instruction**	72.9%	Down from 74.5%	67.8%	68.2%
Percent of expenditures for teacher salaries**	71.2%	Down from 72.1%	65.5%	65.7%
ESEA composite index score	80.3	N/A	88.8	91.9

* Length of contract = 185+ days.

** Prior year audited financial data available.

EVALUATION RESULTS

	Teachers	Students*	Parents*
Number of surveys returned	36	99	83
Percent satisfied with learning environment	58.3%	84.7%	82.3%
Percent satisfied with social and physical environment	86.1%	82.8%	86.1%
Percent satisfied with school-home relations	75.0%	88.9%	77.8%

*Only students at the highest elementary school grade level at this school and their parents were included.

REPORT OF PRINCIPAL AND SCHOOL IMPROVEMENT COUNCIL

Killian, LTD (Leadership, Talent, Development) Magnet Elementary School meets the diverse needs of 636 students through five Academic Academies. We provide a warm, welcoming atmosphere where positive personal relationships support our school vision that we provide every student with engaging learning experiences designed to maximize each student's potential. We are appreciative of the work of our PTO and School Improvement Council. Both groups have worked this year contributing to the success of our school's mission and providing input for continuous progress. We are also grateful to all our parents who continue to support classroom teachers with their efforts to provide the best educational experiences for students each day.

Killian is fortunate to have some of the best and brightest teachers as part of our faculty. They work very hard to ensure students' needs are met and a quality education is provided. To enhance their capacity to meet the needs of students, teachers attended numerous professional development workshops and conferences throughout the year that directly benefited students. Killian is also instrumental in providing learning opportunities for future teachers in partnership with the University of South Carolina's teacher education program. Collaboration and continuous development are two hallmarks of the school and is evidenced in numerous ways.

We look forward to our next year with great anticipation and are very excited about ways we can collaborate to further improve the learning experiences of every child. Killian Elementary, LTD is a Carolina First Palmetto's Finest Award Recipient, a South Carolina State Department Exemplary Writing Program School, an Award Winning Single Gender Initiative, a 21st Century Community Learning Grant Center for the past nine years, consecutively awarded as a South Carolina Red Carpet School, a University of South Carolina Professional Development School (PDS), a National Association for Professional Development School Award Recipient for Exemplary Professional Development School Achievement USC Professional Development School Network, a SC Elementary Honors Choir State Award Recipient, 10 National Board Certified Teachers, and earned an Absolute Rating of Average and a Growth Rating of Excellent, resulting in a Palmetto Gold and Silver Award.

At Killian, we are committed to developing the talents of students through inquiring, igniting, and inspiring in order to develop creative, industrious leaders of the future.

Dr. Robert M. Scotland, Principal
Ms. Sandra Grice, SIC Chair

Comprehensive detail, including definitions of ratings, performance criteria, and explanations of status, is available on www.ed.sc.gov and www.eoc.sc.gov as well as school and school district websites.

Printed versions are available from school districts upon request.

Abbreviations Key

N/A Not Applicable N/AV Not Available N/C Not Collected N/R Not Reported I/S Insufficient Sample TBD To be determined
NI Newly Identified CSI Continuing School Improvement CA Corrective Action RP Plan to Restructure R Restructure DELAY School Improvement Status HOLD School Improvement Status