



# SC Annual School Report Card Summary

Rice Creek Elementary  
 Richland Two  
 Grades: PK-5 Enrollment: 771  
 Principal: sbishton@richland2.org  
 Superintendent: Katie Brochu  
 Board Chair: The Honorable Calvin "Chip" Jackson

## PERFORMANCE

Comprehensive detail, including definitions of ratings, performance criteria, and explanations of status, is available on [www.ed.sc.gov](http://www.ed.sc.gov) and [www.eoc.sc.gov](http://www.eoc.sc.gov) as well as school and school district websites. Printed versions are available from school districts upon request.

YEAR	ABSOLUTE RATING	GROWTH RATING	PALMETTO GOLD AND SILVER AWARD		ESEA/FEDERAL ACCOUNTABILITY RATING SYSTEM	
			General Performance	Closing the Gap	ESEA Grade	Accountability Indicator
2012	Good	Average	TBD	TBD	A	N/A
2011	Good	Good	Silver	N/A	Not Met	N/A
2010	Good	Good	Silver	Silver	Met	N/A

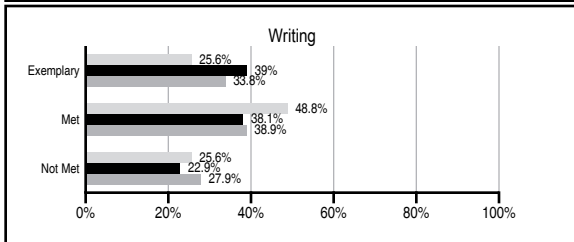
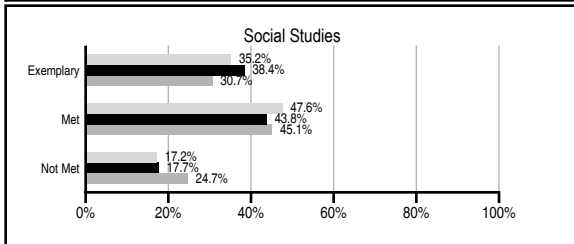
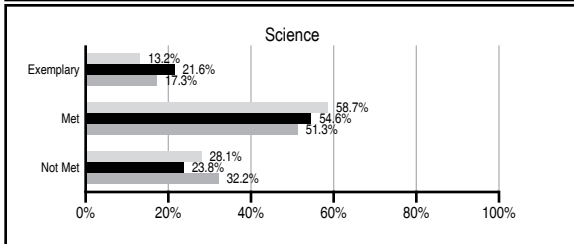
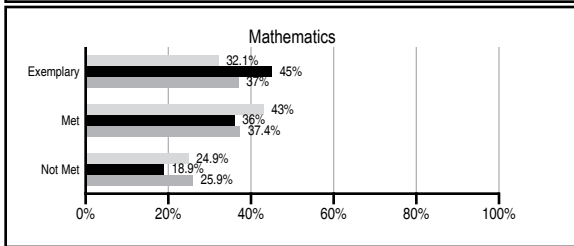
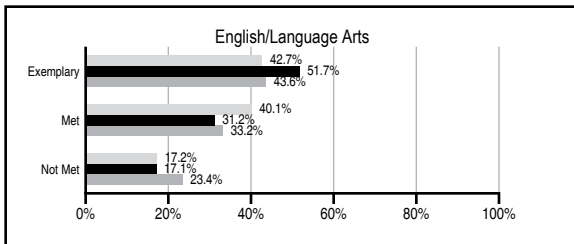
## ABSOLUTE RATINGS OF ELEMENTARY SCHOOLS WITH STUDENTS LIKE OURS\*

EXCELLENT	GOOD	AVERAGE	BELOW AVERAGE	AT-RISK
47	29	10	1	0

\* Ratings are calculated with data available by 11/07/2012. Schools with Students Like Ours are Elementary Schools with Poverty Indices of no more than 5% above or below the index for this school.

## PASS PERFORMANCE

Our School
  Elementary Schools with Students Like Ours
  Elementary schools statewide



## NAEP PERFORMANCE\*

\* Performance reported for SC and nation, data not available at school level. Percentages at NAEP Achievement Levels.



## SC PERFORMANCE VISION

*By 2020 all students will graduate with the knowledge and skills necessary to compete successfully in the global economy, participate in a democratic society and contribute positively as members of families and communities.*

### Abbreviations Key

N/A Not Applicable N/AV Not Available N/C Not Collected N/R Not Reported I/S Insufficient Sample TBD To be determined

# Rice Creek Elementary [Richland Two]

## SCHOOL PROFILE

	Our School	Change from Last Year	Elementary Schools with Students Like Ours	Median Elementary School
<b>Students (n=771)</b>				
Retention rate	0.0%	Down from 0.1%	0.9%	1.0%
Attendance rate	97.7%	Up from 97.3%	96.8%	96.6%
Served by gifted and talented program	N/AV	N/AV	N/AV	N/AV
With disabilities other than speech	N/AV	N/AV	N/AV	N/AV
Older than usual for grade	N/AV	N/AV	N/AV	N/AV
Out-of-school suspensions or expulsions for violent and/or criminal offenses	0.0%	No Change	0.0%	0.0%
<b>Teachers (n=50)</b>				
Teachers with advanced degrees	78.0%	Down from 78.8%	63.6%	63.0%
Continuing contract teachers	N/AV	N/AV	N/AV	N/AV
Teachers returning from previous year	83.9%	Up from 81.5%	90.4%	88.7%
Teacher attendance rate	93.6%	Down from 94.6%	95.1%	95.1%
Average teacher salary*	\$50,209	Up 0.5%	\$48,828	\$47,210
Classes not taught by highly qualified teachers	0.0%	Down from 1.9%	0.0%	0.0%
Professional development days/teacher	9.3 days	Down from 12.3 days	10.8 days	10.5 days
<b>School</b>				
Principal's years at school	1.0	Down from 2.0	5.0	4.0
Student-teacher ratio in core subjects	19.9 to 1	No Change	20.3 to 1	20.0 to 1
Prime instructional time	N/R	N/R	90.6%	90.5%
Opportunities in the arts	Good	No Change	Good	Good
SACS accreditation	Yes	No Change	Yes	Yes
Parents attending conferences	100.0%	No Change	100.0%	100.0%
Character development program	Good	Down from Excellent	Excellent	Excellent
Dollars spent per pupil**	\$6,984	Down 4.9%	\$6,736	\$7,247
Percent of expenditures for instruction**	75.4%	Down from 75.6%	68.4%	68.2%
Percent of expenditures for teacher salaries**	73.6%	Up from 72.0%	66.4%	65.7%
ESEA composite index score	90.2	N/A	94.6	91.9

\* Length of contract = 185+ days.

\*\* Prior year audited financial data available.

## REPORT OF PRINCIPAL AND SCHOOL IMPROVEMENT COUNCIL

At Rice Creek Elementary our 19th year of teaching and learning has been focused on increasing student engagement and developing and maintaining effective partnerships in order to maximize student learning. Our faculty currently consists of 14 National Board Certified teachers. One hundred percent of our faculty and staff participated in professional development opportunities throughout the year to develop our shared beliefs and to evaluate current processes, procedures, and teaching practices. Our magnet program, eFIT (The Environmental Fitness Academy), showed continued growth with the eFIT festival, which allowed us to connect more with our community and local businesses. As a Professional Development School, through a partnership with the University of South Carolina, Rice Creek had 11 interns and student teachers as well as a math practicum class for 20 college students who are on track to be teachers. This year Rice Creek was awarded a Department of Defense grant. Through this grant we have been able to connect more, not only with our military families, but with all of our stakeholders. This grant also provided us with the resources to invest in technology and professional development, and in doing so, improve the quality of teaching and learning in our school. Prior accomplishments for Rice Creek Elementary include being recognized by the SC Education Oversight Committee as a Palmetto Silver School for General Performance and for Closing the Achievement Gap, National Blue Ribbon School of Excellence, National Blue Ribbon Special Emphasis Award Winner for Technology, Exemplary Writing Award Winner and Hall of Fame Member, two-time Red Carpet Award Winner, and a Flagship School of Promise. These awards and honors are directly related to the hard work and dedication of our students, parents, faculty, staff, and community members. This year our SIC analyzed the survey results and developed an action plan for future school improvement initiatives. They also met with the PTO board to discuss key ideas regarding school improvement. Next school year, the SIC plans to foster professional discussions, involving all stakeholders, focusing on school uniforms and the school report card to ensure improved communication between the school and home. School-wide service projects were sponsored for various needs such as: a Zumbathon and food drive in partnership with our PTO for Harvest Hope Food Bank, Toys for Tots, funds through Jump Rope for Heart for the American Heart Association, Breast Cancer Awareness, Leukemia/Lymphoma Society Valentine Sale, March for Meals 5K Run, and Pennies for Patients. Our PTO efforts and support allowed us to enhance the physical environment of our school with murals which connect the hallways with the learning in our classrooms. They also assisted us in improving the number of library books we have available for our students in order to meet their literacy needs. We are extremely proud of our accomplishments at Rice Creek Elementary and know that these are only possible through the support of our parents and community. Sean Bishton, Principal  
Patrice Sanders, SIC Chairperson  
Evaluations by Teachers, Students and Parents

## EVALUATION RESULTS

	Teachers	Students*	Parents*
Number of surveys returned	48	124	75
Percent satisfied with learning environment	95.8%	83.7%	86.7%
Percent satisfied with social and physical environment	97.9%	79.7%	89.2%
Percent satisfied with school-home relations	87.5%	90.3%	87.8%

\*Only students at the highest elementary school grade level at this school and their parents were included.

Comprehensive detail, including definitions of ratings, performance criteria, and explanations of status, is available on [www.ed.sc.gov](http://www.ed.sc.gov) and [www.eoc.sc.gov](http://www.eoc.sc.gov) as well as school and school district websites.

Printed versions are available from school districts upon request.

### Abbreviations Key

N/A Not Applicable N/AV Not Available N/C Not Collected N/R Not Reported I/S Insufficient Sample TBD To be determined

NI Newly Identified CSI Continuing School Improvement CA Corrective Action RP Plan to Restructure R Restructure DELAY School Improvement Status HOLD School Improvement Status