



SC Annual School Report Card Summary

Summit Parkway Middle School
 Richland Two
 Grades: K-8 Enrollment: 1,127
 Principal: Andrew M. Barbone
 Superintendent: Katie Brochu
 Board Chair: The Honorable Calvin "Chip" Jackson

PERFORMANCE

Comprehensive detail, including definitions of ratings, performance criteria, and explanations of status, is available on www.ed.sc.gov and www.eoc.sc.gov as well as school and school district websites. Printed versions are available from school districts upon request.

YEAR	ABSOLUTE RATING	GROWTH RATING	PALMETTO GOLD AND SILVER AWARD		ESEA/FEDERAL ACCOUNTABILITY RATING SYSTEM	
			General Performance	Closing the Gap	ESEA Grade	Accountability Indicator
2012	Excellent	Excellent	TBD	TBD	A	N/A
2011	Excellent	Average	Silver	N/A	Not Met	N/A
2010	Excellent	Excellent	Gold	N/A	Not Met	N/A

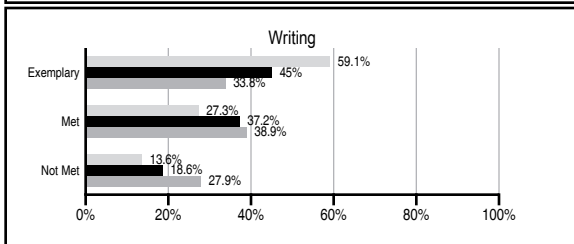
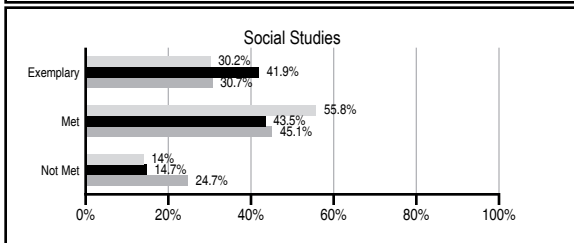
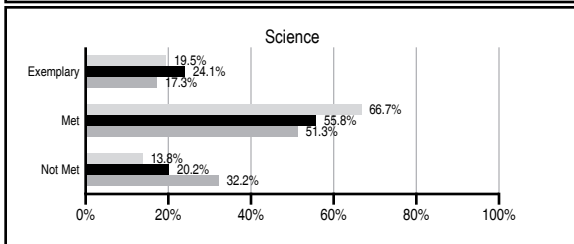
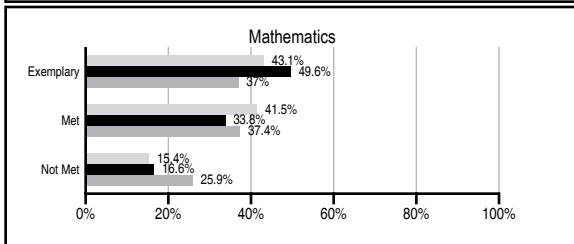
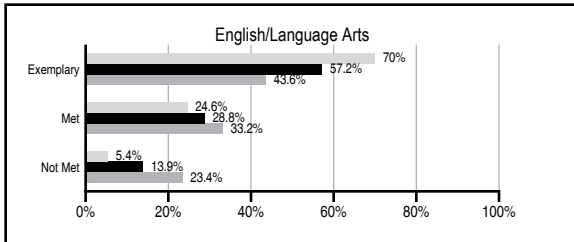
ABSOLUTE RATINGS OF ELEMENTARY SCHOOLS WITH STUDENTS LIKE OURS*

EXCELLENT	GOOD	AVERAGE	BELOW AVERAGE	AT-RISK
41	13	1	1	0

* Ratings are calculated with data available by 11/07/2012. Schools with Students Like Ours are Elementary Schools with Poverty Indices of no more than 5% above or below the index for this school.

PASS PERFORMANCE

Our School
 Elementary Schools with Students Like Ours
 Elementary schools statewide



NAEP PERFORMANCE*

* Performance reported for SC and nation, data not available at school level. Percentages at NAEP Achievement Levels.



SC PERFORMANCE VISION

By 2020 all students will graduate with the knowledge and skills necessary to compete successfully in the global economy, participate in a democratic society and contribute positively as members of families and communities.

Abbreviations Key

N/A Not Applicable N/AV Not Available N/C Not Collected N/R Not Reported I/S Insufficient Sample TBD To be determined

Summit Parkway Middle School [Richland Two]

SCHOOL PROFILE

	Our School	Change from Last Year	Elementary Schools with Students Like Ours	Median Elementary School
Students (n=1,127)				
Retention rate	0.3%	Down from 0.7%	0.9%	1.0%
Attendance rate	98.4%	Up from 98.2%	97.0%	96.6%
Served by gifted and talented program	N/AV	N/AV	N/AV	N/AV
With disabilities other than speech	N/AV	N/AV	N/AV	N/AV
Older than usual for grade	N/AV	N/AV	N/AV	N/AV
Out-of-school suspensions or expulsions for violent and/or criminal offenses	2.8%	Up from 0.3%	0.0%	0.0%
Teachers (n=66)				
Teachers with advanced degrees	86.4%	Down from 90.1%	65.8%	63.0%
Continuing contract teachers	N/AV	N/AV	N/AV	N/AV
Teachers returning from previous year	90.1%	Down from 90.5%	90.1%	88.7%
Teacher attendance rate	95.3%	Up from 94.7%	95.2%	95.1%
Average teacher salary*	\$52,755	Down 0.0%	\$48,836	\$47,210
Classes not taught by highly qualified teachers	0.0%	Down from 2.0%	0.0%	0.0%
Professional development days/teacher	11.5 days	Up from 10.7 days	9.6 days	10.5 days
School				
Principal's years at school	1.0	Down from 12.0	4.0	4.0
Student-teacher ratio in core subjects	24.8 to 1	Up from 23.3 to 1	20.8 to 1	20.0 to 1
Prime instructional time	N/R	N/R	91.6%	90.5%
Opportunities in the arts	Good	No Change	Good	Good
SACS accreditation	Yes	No Change	Yes	Yes
Parents attending conferences	100.0%	Up from 88.2%	100.0%	100.0%
Character development program	Excellent	Up from Good	Excellent	Excellent
Dollars spent per pupil**	\$7,247	Down 7.5%	\$6,823	\$7,247
Percent of expenditures for instruction**	70.1%	Up from 69.7%	69.5%	68.2%
Percent of expenditures for teacher salaries**	68.1%	Down from 68.2%	67.9%	65.7%
ESEA composite index score	92.3	N/A	97.3	91.9

* Length of contract = 185+ days.

** Prior year audited financial data available.

EVALUATION RESULTS

	Teachers	Students*	Parents*
Number of surveys returned	43	13	13
Percent satisfied with learning environment	52.4%	83.3%	76.9%
Percent satisfied with social and physical environment	66.7%	41.7%	66.7%
Percent satisfied with school-home relations	71.4%	33.3%	61.5%

*Only students at the highest elementary school grade level at this school and their parents were included.

REPORT OF PRINCIPAL AND SCHOOL IMPROVEMENT COUNCIL

Students, parents, faculty, and staff at Summit Parkway Middle School and at the Center for Inquiry, a K-5 magnet program, are proud to create exemplary learning environments. Our schools continue to collaborate with The University of South Carolina by mentoring undergraduate and graduate teaching interns, publishing professional materials, writing grants, conducting research and hosting on-site courses for education majors instructed by USC faculty.

Our campus-wide environmental program has been recognized for four years for its progress towards certification in the Green Steps Program. Middle school student leaders from the Green Steps and Recycling teams were invited to represent Richland School District Two at the SC Recycling Industry Legislation Day luncheon to present this impressive model program.

Important curricular highlights at SPMS this year include the piloting of two Chromebook classrooms. This is in preparation for the 2012-2013 school year where every sixth and seventh grade student will be issued a Chromebook to use at school and at home. The "Get Fit" program certified 142 students in Cardio Pulmonary Resuscitation. [what are iPAC and ITEC...outside the world of education, those acronyms mean nothing to me]iPAC was expanded to the 8th grade and ITEC was fully implemented in all sixth grade social studies classes.

Center for Inquiry (CFI) was recognized by the SC Department of Education with a Palmetto Gold Award for its Report Card rating of excellent and Summit Parkway was awarded a Silver Award for efforts in closing the achievement gap. CFI's inquiry curriculum continues to be a national model, hosting hundreds of visitors each year. This past year, CFI hosted other educators from around the state creating a network of school teams pursuing inquiry-based education in an on-going series that met both at CFI and virtually.

SPMS and CFI are proud that 18 of the middle school and 8 of the elementary faculty currently hold National Board Certification. Additional notable academic achievements this year included: 15 eighth graders named as Junior Scholars; 43 seventh graders qualified for the Duke TIP program; 27 fourth and fifth graders qualified for Duke's MAP program; 6 received TIP Honor Roll; and, 1 student was personally recognized by Duke University in the TIP program.

We are pleased to provide educational excellence for all students,

Mr. Andrew Barbone, Principal
 Mrs. Alison Felschow, SIC Chair Summit Parkway Middle School
 Dr. Lyn Z. Mueller, Lead Teacher
 Mrs. Beck Sullivan, SIC Chair Center for Inquiry

Comprehensive detail, including definitions of ratings, performance criteria, and explanations of status, is available on www.ed.sc.gov and www.eoc.sc.gov as well as school and school district websites.

Printed versions are available from school districts upon request.

Abbreviations Key

N/A Not Applicable N/AV Not Available N/C Not Collected N/R Not Reported I/S Insufficient Sample TBD To be determined

NI Newly Identified CSI Continuing School Improvement CA Corrective Action RP Plan to Restructure R Restructure DELAY School Improvement Status HOLD School Improvement Status