



# SC Annual School Report Card Summary

Pontiac Elementary  
 Richland Two  
 Grades: PK-5 Enrollment: 706  
 Principal: Beth T. Elliott  
 Superintendent: Katie Brochu  
 Board Chair: The Honorable Calvin "Chip" Jackson

## PERFORMANCE

Comprehensive detail, including definitions of ratings, performance criteria, and explanations of status, is available on [www.ed.sc.gov](http://www.ed.sc.gov) and [www.eoc.sc.gov](http://www.eoc.sc.gov) as well as school and school district websites. Printed versions are available from school districts upon request.

YEAR	ABSOLUTE RATING	GROWTH RATING	PALMETTO GOLD AND SILVER AWARD		ESEA/FEDERAL ACCOUNTABILITY RATING SYSTEM	
			General Performance	Closing the Gap	ESEA Grade	Accountability Indicator
2012	Average	Average	TBD	TBD	A	N/A
2011	Average	Average	Silver	N/A	Not Met	N/A
2010	Good	Average	N/A	N/A	Met	N/A

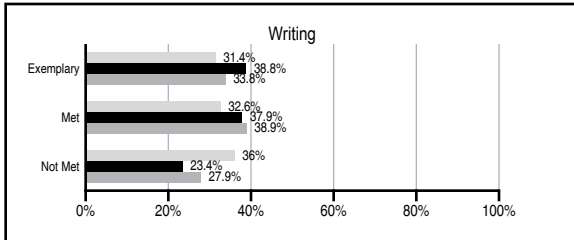
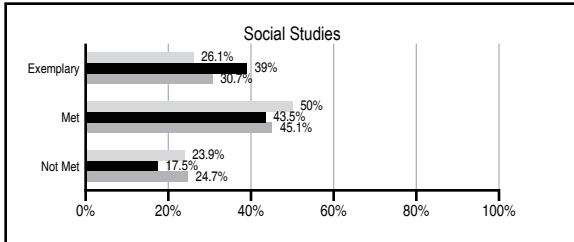
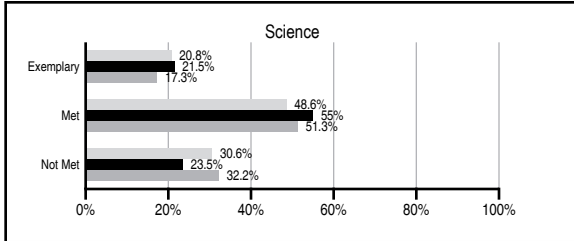
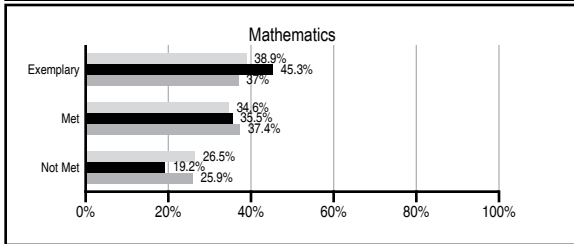
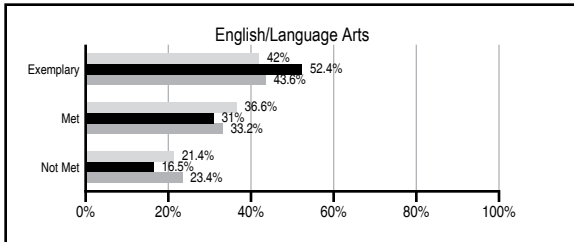
## ABSOLUTE RATINGS OF ELEMENTARY SCHOOLS WITH STUDENTS LIKE OURS\*

EXCELLENT	GOOD	AVERAGE	BELOW AVERAGE	AT-RISK
37	23	6	1	0

\* Ratings are calculated with data available by 11/07/2012. Schools with Students Like Ours are Elementary Schools with Poverty Indices of no more than 5% above or below the index for this school.

## PASS PERFORMANCE

Our School
  Elementary Schools with Students Like Ours
  Elementary schools statewide



## NAEP PERFORMANCE\*

\* Performance reported for SC and nation, data not available at school level. Percentages at NAEP Achievement Levels.



## SC PERFORMANCE VISION

*By 2020 all students will graduate with the knowledge and skills necessary to compete successfully in the global economy, participate in a democratic society and contribute positively as members of families and communities.*

### Abbreviations Key

N/A Not Applicable N/AV Not Available N/C Not Collected N/R Not Reported I/S Insufficient Sample TBD To be determined

# Pontiac Elementary [Richland Two]

## SCHOOL PROFILE

	Our School	Change from Last Year	Elementary Schools with Students Like Ours	Median Elementary School
<b>Students (n=706)</b>				
Retention rate	1.0%	Up from 0.9%	0.6%	1.0%
Attendance rate	97.1%	Up from 96.3%	96.9%	96.6%
Served by gifted and talented program	N/AV	N/AV	N/AV	N/AV
With disabilities other than speech	N/AV	N/AV	N/AV	N/AV
Older than usual for grade	N/AV	N/AV	N/AV	N/AV
Out-of-school suspensions or expulsions for violent and/or criminal offenses	0.0%	No Change	0.0%	0.0%
<b>Teachers (n=58)</b>				
Teachers with advanced degrees	72.4%	Up from 60.6%	63.9%	63.0%
Continuing contract teachers	N/AV	N/AV	N/AV	N/AV
Teachers returning from previous year	90.8%	Down from 91.9%	90.0%	88.7%
Teacher attendance rate	96.1%	Up from 95.1%	95.0%	95.1%
Average teacher salary*	\$51,114	Up 4.1%	\$49,205	\$47,210
Classes not taught by highly qualified teachers	2.1%	Up from 0.0%	0.0%	0.0%
Professional development days/teacher	1.6 days	Down from 7.7 days	10.1 days	10.5 days
<b>School</b>				
Principal's years at school	13.0	Up from 12.0	5.0	4.0
Student-teacher ratio in core subjects	16.2 to 1	Down from 19.7 to 1	20.7 to 1	20.0 to 1
Prime instructional time	N/R	N/R	90.7%	90.5%
Opportunities in the arts	Good	No Change	Good	Good
SACS accreditation	Yes	No Change	Yes	Yes
Parents attending conferences	100.0%	Up from 96.7%	100.0%	100.0%
Character development program	Excellent	No Change	Excellent	Excellent
Dollars spent per pupil**	\$7,515	Down 2.6%	\$6,765	\$7,247
Percent of expenditures for instruction**	75.2%	Up from 73.4%	69.8%	68.2%
Percent of expenditures for teacher salaries**	71.7%	Up from 70.8%	68.0%	65.7%
ESEA composite index score	96.5	N/A	95.4	91.9

\* Length of contract = 185+ days.

\*\* Prior year audited financial data available.

## EVALUATION RESULTS

	Teachers	Students*	Parents*
Number of surveys returned	16	93	49
Percent satisfied with learning environment	100.0%	88.2%	97.9%
Percent satisfied with social and physical environment	100.0%	79.3%	95.8%
Percent satisfied with school-home relations	100.0%	96.8%	93.9%

\*Only students at the highest elementary school grade level at this school and their parents were included.

## REPORT OF PRINCIPAL AND SCHOOL IMPROVEMENT COUNCIL

Pontiac Elementary focuses on meeting the needs of individual students, which in turn creates group success. As a Red Carpet School, we continue to enhance our learning environment by creating a positive, safe climate. Our National Blue Ribbon status, School of Promise, District Teamwork Award and Exemplary Writing Award confirm our drive to continue to stretch our academic expectations for all students.

We feel our community-building climate is what contributes to our ongoing successes. We continue as a faculty, staff, parent, and student team to constantly change and restructure. We pride ourselves on our philosophy of meeting the needs of all students. Making a difference with each individual student is our focus. With such a qualified staff including 22 National Board Certified Teachers, State Math and Literacy Coaches, 2 finalists for the State of South Carolina Excellence of Teaching in Math and Science, 6 District Honor Roll Teachers, District Teachers of the Year (2009, 2010), a Fulbright Scholarship Winner, Past Support Person of the Year and many grant recipients, we are ready to challenge each and every student to reach his/her potential.

We are proud of our technology labs, Smart Boards in every classroom, as well as computers and other multimedia technologies in the classroom to enhance instruction.

Our developmentally appropriate space for kindergarten, elementary, and intermediate grades has provided teachers and students with a facility that endorses hands-on learning. Our ability to offer low teacher/pupil ratios continues to be a strength of our program. Our partnership with the University of South Carolina continues to offer many experiences for our students. Being a Professional Development School enables us to continue to grow in all areas of the curriculum. Our partnership has enabled us to be a part of many University grants and projects and on-site professional development. Our University partnership allows us to observe and interact with beginning teachers. Richland School District Two and Pontiac Elementary continue to hire the best of the best.

We continue to work on safety issues and meeting the needs of a growing, active community. Many variables are included in providing the very best learning environment for all students. As we continue to "work on the work" our school level design team is focusing on student engagement. As we study and collaborate with all groups, we will continue to reflect and evaluate best practices for student success. We will continue to strive to be the very best educational setting for all students.

Beth T. Elliott, Principal  
Bill Collins, Site Council

Comprehensive detail, including definitions of ratings, performance criteria, and explanations of status, is available on [www.ed.sc.gov](http://www.ed.sc.gov) and [www.eoc.sc.gov](http://www.eoc.sc.gov) as well as school and school district websites.

Printed versions are available from school districts upon request.

### Abbreviations Key

N/A Not Applicable N/AV Not Available N/C Not Collected N/R Not Reported I/S Insufficient Sample TBD To be determined

NI Newly Identified CSI Continuing School Improvement CA Corrective Action RP Plan to Restructure R Restructure DELAY School Improvement Status HOLD School Improvement Status