



# SC Annual School Report Card Summary

Windsor Elementary  
 Richland Two  
 Grades: PK-5 Enrollment: 628  
 Principal: Eric L. Jeffcoat  
 Superintendent: Katie Brochu  
 Board Chair: The Honorable Calvin "Chip" Jackson

## PERFORMANCE

Comprehensive detail, including definitions of ratings, performance criteria, and explanations of status, is available on [www.ed.sc.gov](http://www.ed.sc.gov) and [www.eoc.sc.gov](http://www.eoc.sc.gov) as well as school and school district websites. Printed versions are available from school districts upon request.

YEAR	ABSOLUTE RATING	GROWTH RATING	PALMETTO GOLD AND SILVER AWARD		ESEA/FEDERAL ACCOUNTABILITY RATING SYSTEM	
			General Performance	Closing the Gap	ESEA Grade	Accountability Indicator
2012	Below Average	Average	TBD	TBD	F	N/A
2011	Below Average	Below Average	N/A	N/A	Not Met	N/A
2010	Below Average	Average	N/A	N/A	Met	N/A

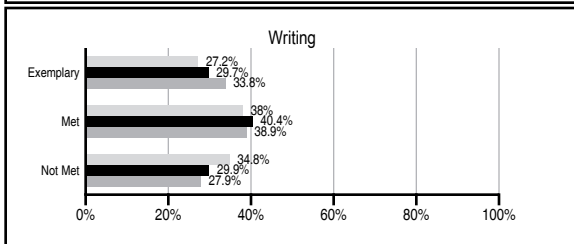
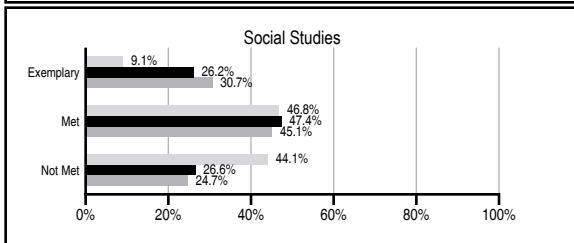
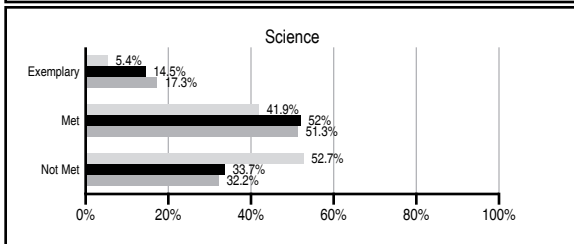
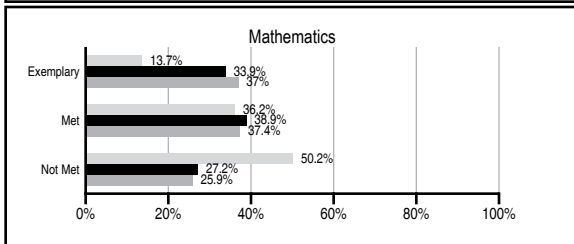
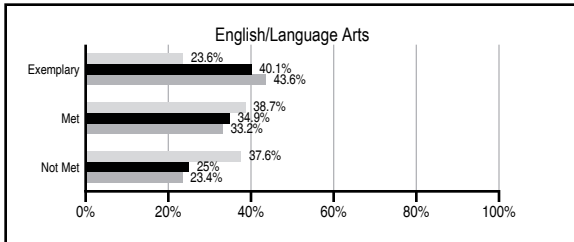
## ABSOLUTE RATINGS OF ELEMENTARY SCHOOLS WITH STUDENTS LIKE OURS\*

EXCELLENT	GOOD	AVERAGE	BELOW AVERAGE	AT-RISK
16	32	72	8	0

\* Ratings are calculated with data available by 11/07/2012. Schools with Students Like Ours are Elementary Schools with Poverty Indices of no more than 5% above or below the index for this school.

## PASS PERFORMANCE

Our School
  Elementary Schools with Students Like Ours
  Elementary schools statewide



## NAEP PERFORMANCE\*

\* Performance reported for SC and nation, data not available at school level. Percentages at NAEP Achievement Levels.



## SC PERFORMANCE VISION

*By 2020 all students will graduate with the knowledge and skills necessary to compete successfully in the global economy, participate in a democratic society and contribute positively as members of families and communities.*

### Abbreviations Key

N/A Not Applicable N/AV Not Available N/C Not Collected N/R Not Reported I/S Insufficient Sample TBD To be determined

# Windsor Elementary [Richland Two]

## SCHOOL PROFILE

	Our School	Change from Last Year	Elementary Schools with Students Like Ours	Median Elementary School
<b>Students (n=628)</b>				
Retention rate	0.7%	Up from 0.0%	1.2%	1.0%
Attendance rate	97.2%	Up from 96.6%	96.3%	96.6%
Served by gifted and talented program	N/AV	N/AV	N/AV	N/AV
With disabilities other than speech	N/AV	N/AV	N/AV	N/AV
Older than usual for grade	N/AV	N/AV	N/AV	N/AV
Out-of-school suspensions or expulsions for violent and/or criminal offenses	0.0%	No Change	0.0%	0.0%
<b>Teachers (n=52)</b>				
Teachers with advanced degrees	63.5%	Down from 68.5%	61.3%	63.0%
Continuing contract teachers	N/AV	N/AV	N/AV	N/AV
Teachers returning from previous year	83.9%	Up from 80.4%	89.6%	88.7%
Teacher attendance rate	91.1%	Down from 93.0%	94.8%	95.1%
Average teacher salary*	\$44,936	Down 0.6%	\$47,302	\$47,210
Classes not taught by highly qualified teachers	5.1%	Up from 0.0%	0.0%	0.0%
Professional development days/teacher	11.3 days	Up from 10.5 days	10.5 days	10.5 days
<b>School</b>				
Principal's years at school	6.0	Up from 5.5	5.0	4.0
Student-teacher ratio in core subjects	16.7 to 1	Down from 18.2 to 1	19.8 to 1	20.0 to 1
Prime instructional time	N/R	N/R	89.7%	90.5%
Opportunities in the arts	Excellent	No Change	Good	Good
SACS accreditation	Yes	No Change	Yes	Yes
Parents attending conferences	100.0%	No Change	100.0%	100.0%
Character development program	Excellent	No Change	Excellent	Excellent
Dollars spent per pupil**	\$8,404	Up 4.4%	\$7,334	\$7,247
Percent of expenditures for instruction**	71.9%	Down from 74.8%	67.8%	68.2%
Percent of expenditures for teacher salaries**	66.3%	Down from 69.1%	65.0%	65.7%
ESEA composite index score	54.7	N/A	88.2	91.9

\* Length of contract = 185+ days.

\*\* Prior year audited financial data available.

## EVALUATION RESULTS

	Teachers	Students*	Parents*
Number of surveys returned	52	87	42
Percent satisfied with learning environment	80.8%	82.6%	82.9%
Percent satisfied with social and physical environment	94.2%	88.4%	88.1%
Percent satisfied with school-home relations	63.5%	91.9%	85.7%

\*Only students at the highest elementary school grade level at this school and their parents were included.

## REPORT OF PRINCIPAL AND SCHOOL IMPROVEMENT COUNCIL

What a great school year! We applied for the Magnet Schools Assistance Program (MSAP) grant to fund the process of becoming an International Baccalaureate School. In October 2010 we received the good news that we received the grant. We began the application process and then participated in professional development through the International Baccalaureate Organization (IBO). Through the collaborative efforts of the faculty and staff we completed and submitted Application A to become an International Baccalaureate Candidate School. In June 2011 we received the good news that we are an official International Baccalaureate Candidate School. This school year we have focused on getting ready to go through the process of becoming an authorized International Baccalaureate World School.

With funding from the MSAP Grant we added a music keyboard lab. All of our kindergarten through fifth graders are learning to play the keyboard and composing their own music with digital software. We also purchased Mango which is a web-based program that teaches students a world language. Students can choose from over 40 different languages to learn. Since it is web-based students can access Mango from school or home as long as they have access to the Internet.

Faculty and staff collaboratively designed our Windsor Story which is a brief video about our school. The Windsor Story will be featured on our school website as part of our marketing efforts.

In addition to working on becoming an authorized International Baccalaureate school, the faculty and staff have been participating on design teams, learning about engaging and authentic work as outlined by the Richland School District Two framework, developing engaging lessons, and getting to know the parents and students of the Windsor Elementary community better.

Our focus for this coming school year is to revise our inquiry units as we integrate the common core standards and to complete Application B to become an International Baccalaureate World School. We will continue to design engaging work for our students which will allow Windsor Elementary to continue to be a place where children learn, grow, and dream. Thank you to all of our Windsor families for your continued support.

Eric L. Jeffcoat Principal  
Gwen Wilcher SIC President

Comprehensive detail, including definitions of ratings, performance criteria, and explanations of status, is available on [www.ed.sc.gov](http://www.ed.sc.gov) and [www.eoc.sc.gov](http://www.eoc.sc.gov) as well as school and school district websites.

Printed versions are available from school districts upon request.

### Abbreviations Key

N/A Not Applicable N/AV Not Available N/C Not Collected N/R Not Reported I/S Insufficient Sample TBD To be determined

NI Newly Identified CSI Continuing School Improvement CA Corrective Action RP Plan to Restructure R Restructure DELAY School Improvement Status HOLD School Improvement Status