



SC Annual School Report Card Summary

Lonnie B. Nelson Elementary
Richland Two
Grades: PK-5 **Enrollment: 576**
Principal: Karen Beaman
Superintendent: Katie Brochu
Board Chair: The Honorable Calvin "Chip" Jackson

PERFORMANCE

Comprehensive detail, including definitions of ratings, performance criteria, and explanations of status, is available on www.ed.sc.gov and www.eoc.sc.gov as well as school and school district websites. Printed versions are available from school districts upon request.

YEAR	ABSOLUTE RATING	GROWTH RATING	PALMETTO GOLD AND SILVER AWARD		ESEA/FEDERAL ACCOUNTABILITY RATING SYSTEM	
			General Performance	Closing the Gap	ESEA Grade	Accountability Indicator
2012	Average	Good	TBD	TBD	B	N/A
2011	Average	Average	Silver	N/A	Not Met	N/A
2010	Average	Good	Silver	N/A	Met	N/A

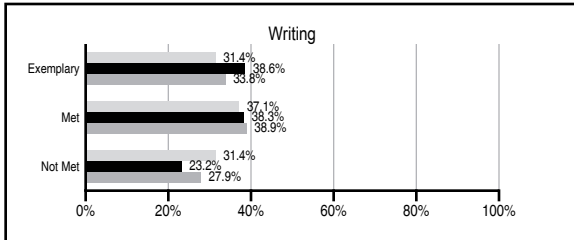
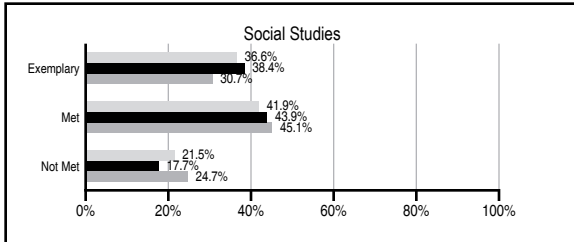
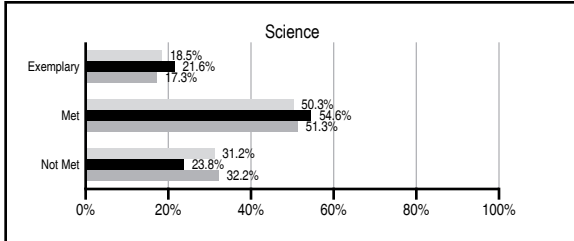
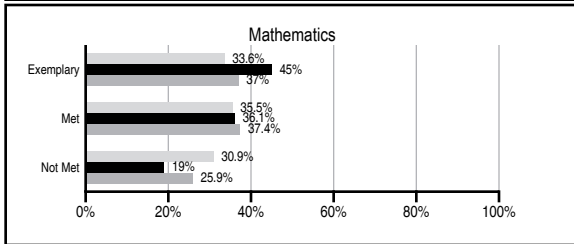
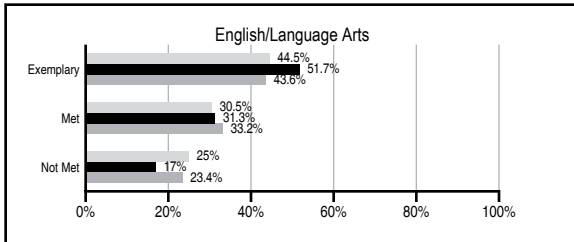
ABSOLUTE RATINGS OF ELEMENTARY SCHOOLS WITH STUDENTS LIKE OURS*

EXCELLENT	GOOD	AVERAGE	BELOW AVERAGE	AT-RISK
45	30	10	1	0

* Ratings are calculated with data available by 11/07/2012. Schools with Students Like Ours are Elementary Schools with Poverty Indices of no more than 5% above or below the index for this school.

PASS PERFORMANCE

Our School
 Elementary Schools with Students Like Ours
 Elementary schools statewide



NAEP PERFORMANCE*

* Performance reported for SC and nation, data not available at school level. Percentages at NAEP Achievement Levels.



SC PERFORMANCE VISION

By 2020 all students will graduate with the knowledge and skills necessary to compete successfully in the global economy, participate in a democratic society and contribute positively as members of families and communities.

Abbreviations Key

N/A Not Applicable N/AV Not Available N/C Not Collected N/R Not Reported I/S Insufficient Sample TBD To be determined

Lonnie B. Nelson Elementary [Richland Two]

SCHOOL PROFILE

	Our School	Change from Last Year	Elementary Schools with Students Like Ours	Median Elementary School
Students (n=576)				
Retention rate	0.5%	Down from 1.0%	0.9%	1.0%
Attendance rate	97.4%	Up from 97.0%	96.8%	96.6%
Served by gifted and talented program	N/AV	N/AV	N/AV	N/AV
With disabilities other than speech	N/AV	N/AV	N/AV	N/AV
Older than usual for grade	N/AV	N/AV	N/AV	N/AV
Out-of-school suspensions or expulsions for violent and/or criminal offenses	0.0%	No Change	0.0%	0.0%
Teachers (n=41)				
Teachers with advanced degrees	63.4%	Down from 68.3%	63.6%	63.0%
Continuing contract teachers	N/AV	N/AV	N/AV	N/AV
Teachers returning from previous year	87.4%	Up from 84.3%	90.3%	88.7%
Teacher attendance rate	95.0%	Up from 93.3%	95.0%	95.1%
Average teacher salary*	\$46,680	Down 0.8%	\$48,918	\$47,210
Classes not taught by highly qualified teachers	0.0%	No Change	0.0%	0.0%
Professional development days/teacher	9.3 days	Up from 6.9 days	11.4 days	10.5 days
School				
Principal's years at school	5.0	Up from 4.0	5.0	4.0
Student-teacher ratio in core subjects	19.6 to 1	Up from 18.4 to 1	20.4 to 1	20.0 to 1
Prime instructional time	N/R	N/R	90.5%	90.5%
Opportunities in the arts	Good	No Change	Good	Good
SACS accreditation	Yes	No Change	Yes	Yes
Parents attending conferences	100.0%	Up from 98.2%	100.0%	100.0%
Character development program	Excellent	No Change	Excellent	Excellent
Dollars spent per pupil**	\$8,292	Down 4.3%	\$6,864	\$7,247
Percent of expenditures for instruction**	67.6%	Down from 70.0%	68.4%	68.2%
Percent of expenditures for teacher salaries**	66.5%	Down from 68.7%	66.5%	65.7%
ESEA composite index score	83.4	N/A	94.9	91.9

* Length of contract = 185+ days.

** Prior year audited financial data available.

EVALUATION RESULTS

	Teachers	Students*	Parents*
Number of surveys returned	42	67	27
Percent satisfied with learning environment	78.0%	79.1%	96.3%
Percent satisfied with social and physical environment	76.2%	74.6%	96.3%
Percent satisfied with school-home relations	69.0%	89.6%	92.6%

*Only students at the highest elementary school grade level at this school and their parents were included.

REPORT OF PRINCIPAL AND SCHOOL IMPROVEMENT COUNCIL

Lonnie B. Nelson Elementary School is a neighborhood school located in the center of Richland School District Two. Through collaborative planning, shared decision making and the use of LIFESKILLS, our school has made great strides in reaching out to our community and involving all of our stakeholders.

Five hundred and forty-five child development through fifth grade students attended our Silver Award school in 2011-12. Our academic and culture-building success is directly tied to the efforts of our parents, teachers and students. Our 2011 PASS results revealed that we are rated "average" in areas tested and growth ratings. Although we are not pleased with that rating, we do understand that within one year, we have almost a twenty-five percent turnover in our student population.

Our School Improvement Council in collaboration with our district has written a comprehensive improvement plan to meet the challenges that we face. As our motto states, "We are a Community of Learners United in Helping Ourselves, Others and Our World." As such, we have helped the following groups with our donations of supplies and money: Books for Soldiers, Columbia Area Mental Health Association, Palmetto Children's Hospital, St. Jude's Hospital, SC Autism Society, the Humane Society and Spring Valley Winter Days. We decorated the lunch tables for over 1,000 soldiers for Thanksgiving and participated in Warm Hands/Warm Hearts, showing our troops how much we care about them. Our entire school cheered on our children as they left to participate in the Special Olympics.

It is vitally important to teach our children to learn the basics and beyond in academics but it is also important to teach them to be caring citizens of the United States of America. We will continue to assess our strengths and weaknesses as part of our self-study for school improvement. Lonnie B. will continue to set high goals for improved student achievement and continue to focus our attention on a safe and healthy environment, hiring and retaining a high quality teaching staff and building our character education program. We look forward to many successes as we continue to fulfill the mission of Lonnie B. Nelson Elementary.

Maree E. Price, Principal
Jim Andreen, SIC Chairperson

Comprehensive detail, including definitions of ratings, performance criteria, and explanations of status, is available on www.ed.sc.gov and www.eoc.sc.gov as well as school and school district websites.

Printed versions are available from school districts upon request.

Abbreviations Key

N/A Not Applicable N/AV Not Available N/C Not Collected N/R Not Reported I/S Insufficient Sample TBD To be determined

NI Newly Identified CSI Continuing School Improvement CA Corrective Action RP Plan to Restructure R Restructure DELAY School Improvement Status HOLD School Improvement Status