



SC Annual School Report Card Summary

Joseph Keels Elementary
 Richland Two
 Grades: PK-5 Enrollment: 631
 Principal: Alvera C. Butler
 Superintendent: Katie Brochu
 Board Chair: The Honorable Calvin "Chip" Jackson

PERFORMANCE

Comprehensive detail, including definitions of ratings, performance criteria, and explanations of status, is available on www.ed.sc.gov and www.eoc.sc.gov as well as school and school district websites. Printed versions are available from school districts upon request.

YEAR	ABSOLUTE RATING	GROWTH RATING	PALMETTO GOLD AND SILVER AWARD		ESEA/FEDERAL ACCOUNTABILITY RATING SYSTEM	
			General Performance	Closing the Gap	ESEA Grade	Accountability Indicator
2012	Below Average	Below Average	TBD	TBD	D	N/A
2011	Below Average	Below Average	N/A	N/A	Not Met	NI
2010	Average	Average	N/A	N/A	Not Met	N/A

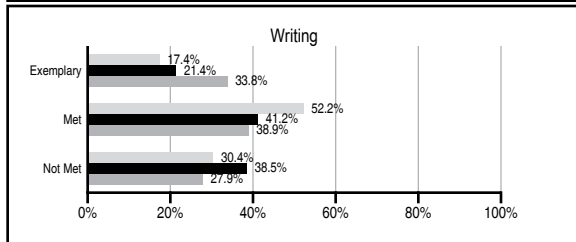
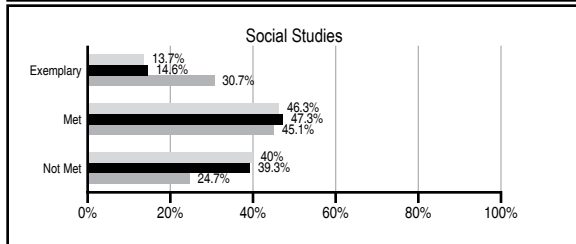
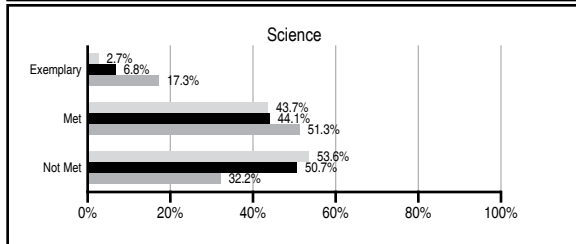
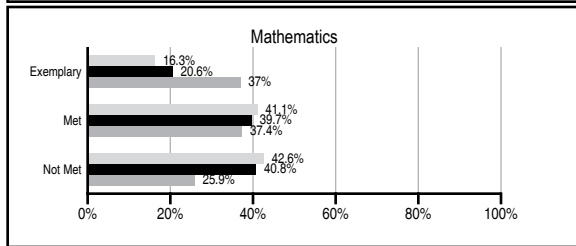
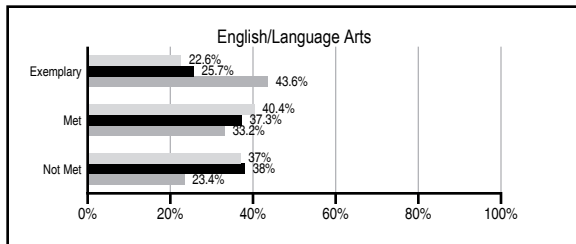
ABSOLUTE RATINGS OF ELEMENTARY SCHOOLS WITH STUDENTS LIKE OURS*

EXCELLENT	GOOD	AVERAGE	BELOW AVERAGE	AT-RISK
1	5	61	41	16

* Ratings are calculated with data available by 11/07/2012. Schools with Students Like Ours are Elementary Schools with Poverty Indices of no more than 5% above or below the index for this school.

PASS PERFORMANCE

Our School
 Elementary Schools with Students Like Ours
 Elementary schools statewide



NAEP PERFORMANCE*

* Performance reported for SC and nation, data not available at school level. Percentages at NAEP Achievement Levels.



SC PERFORMANCE VISION

By 2020 all students will graduate with the knowledge and skills necessary to compete successfully in the global economy, participate in a democratic society and contribute positively as members of families and communities.

Abbreviations Key

N/A Not Applicable N/AV Not Available N/C Not Collected N/R Not Reported I/S Insufficient Sample TBD To be determined

Joseph Keels Elementary [Richland Two]

SCHOOL PROFILE

	Our School	Change from Last Year	Elementary Schools with Students Like Ours	Median Elementary School
Students (n=631)				
Retention rate	0.2%	Down from 0.5%	1.2%	1.0%
Attendance rate	96.8%	Up from 96.3%	96.4%	96.6%
Served by gifted and talented program	N/AV	N/AV	N/AV	N/AV
With disabilities other than speech	N/AV	N/AV	N/AV	N/AV
Older than usual for grade	N/AV	N/AV	N/AV	N/AV
Out-of-school suspensions or expulsions for violent and/or criminal offenses	0.0%	No Change	0.0%	0.0%
Teachers (n=51)				
Teachers with advanced degrees	72.5%	Down from 77.1%	62.5%	63.0%
Continuing contract teachers	N/AV	N/AV	N/AV	N/AV
Teachers returning from previous year	87.4%	Up from 86.8%	84.8%	88.7%
Teacher attendance rate	96.1%	Up from 94.5%	95.3%	95.1%
Average teacher salary*	\$49,053	Up 2.9%	\$44,612	\$47,210
Classes not taught by highly qualified teachers	0.0%	No Change	0.0%	0.0%
Professional development days/teacher	9.8 days	Up from 6.2 days	9.4 days	10.5 days
School				
Principal's years at school	1.0	Down from 5.0	4.0	4.0
Student-teacher ratio in core subjects	15.4 to 1	Down from 19.4 to 1	17.9 to 1	20.0 to 1
Prime instructional time	N/R	N/R	90.5%	90.5%
Opportunities in the arts	Good	No Change	Good	Good
SACS accreditation	Yes	No Change	Yes	Yes
Parents attending conferences	82.1%	Down from 100.0%	100.0%	100.0%
Character development program	Excellent	No Change	Excellent	Excellent
Dollars spent per pupil**	\$8,165	Down 15.2%	\$8,405	\$7,247
Percent of expenditures for instruction**	74.5%	Down from 77.3%	66.1%	68.2%
Percent of expenditures for teacher salaries**	71.3%	Down from 73.7%	62.8%	65.7%
ESEA composite index score	61.3	N/A	78.7	91.9

* Length of contract = 185+ days.

** Prior year audited financial data available.

EVALUATION RESULTS

	Teachers	Students*	Parents*
Number of surveys returned	37	101	70
Percent satisfied with learning environment	54.1%	88.1%	88.2%
Percent satisfied with social and physical environment	73.0%	89.1%	91.2%
Percent satisfied with school-home relations	56.8%	93.1%	91.3%

*Only students at the highest elementary school grade level at this school and their parents were included.

REPORT OF PRINCIPAL AND SCHOOL IMPROVEMENT COUNCIL

Joseph Keels Elementary School for Entrepreneurial Leadership is the home of the proud Keels' Cubs! This school year we expanded to school-wide implementation of our School for Entrepreneurial Leadership Magnet Program; every student grades K-5 now participates in the magnet. Students are continuing to learn about both broad and finite concepts related to entrepreneurship, and are given abundant opportunities to put these concepts and skills into practice in their work.

Faculty and staff continue to work to design lessons that provide natural integrations and connections to the core goals of this dynamic leadership program. The addition of a Science Lab teacher to our faculty this year has cultivated increased interest in science and inquiry. We continue to have a primary professional development focus on designing engaging work for students. We also implemented teacher designed faculty meetings, school design teams, and professional development leaders. Our teachers initiated and conferenced with over 500 of our parents this school year. We also work as a collective faculty and in teams to determine the most effective ways in building upon our current successes, and creating new ones.

We continue to embrace many initiatives at our school that foster the development of the whole child. Some of these initiatives include an increased focus on technology integration, single-gender classrooms, and mentoring programs. The 21st Century Afterschool Program, continues to provide academic support, and recreational activities such as swimming instruction and tennis. The "Breakfast In the Classroom" and Fresh Fruits and Vegetables Programs continue to provide our students with excellent nutritional options and learning related to a healthy lifestyle.

Student recognition for achievement was highlighted through the addition of an Honor Roll Wall and Awards Program, National Junior BETA Club Induction, Reading Counts, and Presidential Scholar Awards. We continued to implement Positive Behavior Intervention and Supports Program (PBIS). Students are rewarded for their positive behavior with incentives such as, "cubby bucks," utilized for shopping at the school store, admission to 9-week celebrations, and a bi-annual bicycle give away. The first ever Keels' Spring Fling Pageant fostered much school and community support, and was a great success! Home Depot became our partner near the year-end, and we look forward to a fruitful relationship as we embark on the 2012-13 school year. We also continue to be proud of stellar programs like, "Real Men Read," Career Day, Field Day, Jump Rope for Heart, and Pennies for Pasta. With a "students-first" mindset, our faculty and staff have had another successful year at Keels, "Where Everybody Was Born to be Somebody."

Alvera C. Butler, Principal
Jessica Melendez, SIC Chairperson

Comprehensive detail, including definitions of ratings, performance criteria, and explanations of status, is available on www.ed.sc.gov and www.eoc.sc.gov as well as school and school district websites.

Printed versions are available from school districts upon request.

Abbreviations Key

N/A Not Applicable N/AV Not Available N/C Not Collected N/R Not Reported I/S Insufficient Sample TBD To be determined
NI Newly Identified CSI Continuing School Improvement CA Corrective Action RP Plan to Restructure R Restructure DELAY School Improvement Status HOLD School Improvement Status