



SC Annual School Report Card Summary

Forest Lake Elementary Technology Magnet School
 Richland Two
 Grades: PK-5 Enrollment: 591
 Principal: Dr. Kappy Steck
 Superintendent: Katie Brochu
 Board Chair: The Honorable Calvin "Chip" Jackson

PERFORMANCE

Comprehensive detail, including definitions of ratings, performance criteria, and explanations of status, is available on www.ed.sc.gov and www.eoc.sc.gov as well as school and school district websites. Printed versions are available from school districts upon request.

YEAR	ABSOLUTE RATING	GROWTH RATING	PALMETTO GOLD AND SILVER AWARD		ESEA/FEDERAL ACCOUNTABILITY RATING SYSTEM	
			General Performance	Closing the Gap	ESEA Grade	Accountability Indicator
2012	Average	Average	TBD	TBD	B	N/A
2011	Good	Good	Silver	N/A	Not Met	N/A
2010	Average	Average	N/A	N/A	Not Met	N/A

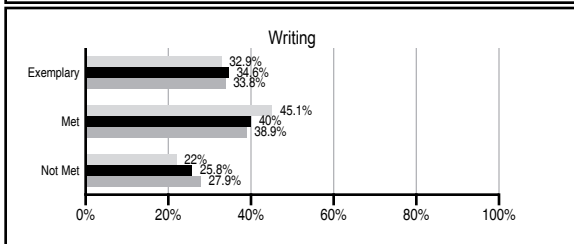
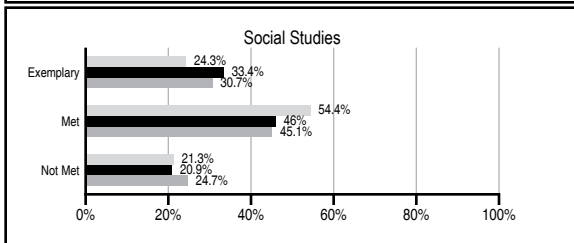
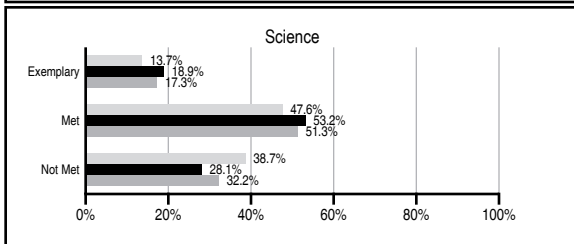
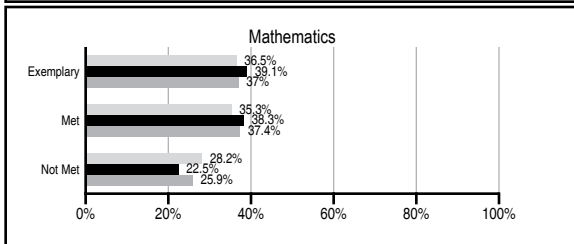
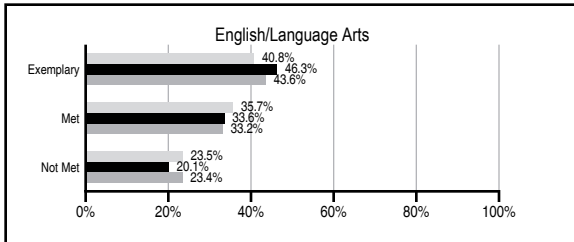
ABSOLUTE RATINGS OF ELEMENTARY SCHOOLS WITH STUDENTS LIKE OURS*

EXCELLENT	GOOD	AVERAGE	BELOW AVERAGE	AT-RISK
32	44	35	1	0

* Ratings are calculated with data available by 11/07/2012. Schools with Students Like Ours are Elementary Schools with Poverty Indices of no more than 5% above or below the index for this school.

PASS PERFORMANCE

Our School
 Elementary Schools with Students Like Ours
 Elementary schools statewide



NAEP PERFORMANCE*

* Performance reported for SC and nation, data not available at school level. Percentages at NAEP Achievement Levels.



SC PERFORMANCE VISION

By 2020 all students will graduate with the knowledge and skills necessary to compete successfully in the global economy, participate in a democratic society and contribute positively as members of families and communities.

Abbreviations Key

N/A Not Applicable N/AV Not Available N/C Not Collected N/R Not Reported I/S Insufficient Sample TBD To be determined

Forest Lake Elementary Technology Magnet School [Richland Two]

SCHOOL PROFILE

	Our School	Change from Last Year	Elementary Schools with Students Like Ours	Median Elementary School
Students (n=591)				
Retention rate	1.2%	Up from 1.1%	1.1%	1.0%
Attendance rate	96.8%	No Change	96.4%	96.6%
Served by gifted and talented program	N/AV	N/AV	N/AV	N/AV
With disabilities other than speech	N/AV	N/AV	N/AV	N/AV
Older than usual for grade	N/AV	N/AV	N/AV	N/AV
Out-of-school suspensions or expulsions for violent and/or criminal offenses	0.0%	No Change	0.0%	0.0%
Teachers (n=44)				
Teachers with advanced degrees	77.3%	Up from 70.2%	62.1%	63.0%
Continuing contract teachers	N/AV	N/AV	N/AV	N/AV
Teachers returning from previous year	84.2%	Up from 83.2%	89.4%	88.7%
Teacher attendance rate	94.4%	Down from 95.4%	95.3%	95.1%
Average teacher salary*	\$49,724	Down 1.0%	\$47,380	\$47,210
Classes not taught by highly qualified teachers	1.9%	Down from 2.3%	0.0%	0.0%
Professional development days/teacher	1.7 days	Down from 5.5 days	11.3 days	10.5 days
School				
Principal's years at school	11.0	Up from 10.0	5.0	4.0
Student-teacher ratio in core subjects	20.2 to 1	Up from 18.2 to 1	19.9 to 1	20.0 to 1
Prime instructional time	N/R	N/R	90.3%	90.5%
Opportunities in the arts	Good	No Change	Good	Good
SACS accreditation	Yes	No Change	Yes	Yes
Parents attending conferences	72.0%	Down from 90.9%	100.0%	100.0%
Character development program	Excellent	No Change	Excellent	Excellent
Dollars spent per pupil**	\$8,675	Down 3.1%	\$6,859	\$7,247
Percent of expenditures for instruction**	74.7%	Down from 75.9%	68.0%	68.2%
Percent of expenditures for teacher salaries**	72.5%	Down from 73.5%	65.9%	65.7%
ESEA composite index score	83.5	N/A	92.0	91.9

* Length of contract = 185+ days.

** Prior year audited financial data available.

REPORT OF PRINCIPAL AND SCHOOL IMPROVEMENT COUNCIL

Forest Lake Technology Magnet School is an exemplary model of education in South Carolina because of our commitment to enabling our students to SOAR and succeed well beyond their elementary school years. Content is taught with accountability and creativity while developing curiosity, critical thinking, collaboration, and problem solving. Current best practices and differentiated instruction are the guides for directing our students.

Forest Lake has a rich history. It is a place of cooperative learning where the use of 21st century skills is the standard for instruction. Our school family encompasses our faculty, staff, community members, business partners, volunteers, the student body, and their families. Our school environment generates success at all levels. We learn from one another daily and instruct by example. Our safe and secure campus helps students feel comfortable and fosters an academic environment conducive to teaching and learning. Our teachers' use of technology integration and individual instruction help ensure that all students' needs are met. Our goal is to provide an exemplary education and school experience to our students and their families. Our community relies on us to be the foundation for the community's future.

The leaders of tomorrow are learning valuable lessons today at Forest Lake Technology Magnet School. Students are exposed to the latest in technology, communications, and culture. Students learn why character is important in all aspects of life. Putting forth one's best efforts always matters when reaching the high expectations set in place for them at Forest Lake Technology Magnet School. This is a place where Eagles SOAR!

Cassie Radford, SIC Chair
Dr. Kappy Steck, Principal

EVALUATION RESULTS

	Teachers	Students*	Parents*
Number of surveys returned	35	85	28
Percent satisfied with learning environment	97.1%	95.2%	85.7%
Percent satisfied with social and physical environment	97.1%	96.5%	81.5%
Percent satisfied with school-home relations	94.3%	92.9%	75.0%

*Only students at the highest elementary school grade level at this school and their parents were included.

Comprehensive detail, including definitions of ratings, performance criteria, and explanations of status, is available on www.ed.sc.gov and www.eoc.sc.gov as well as school and school district websites.

Printed versions are available from school districts upon request.

Abbreviations Key

N/A Not Applicable N/AV Not Available N/C Not Collected N/R Not Reported I/S Insufficient Sample TBD To be determined
NI Newly Identified CSI Continuing School Improvement CA Corrective Action RP Plan to Restructure R Restructure DELAY School Improvement Status HOLD School Improvement Status