

# SC Annual School Report Card Summary

LW Conder Elementary  
 Richland Two  
 Grades: PK-5 Enrollment: 734  
 Principal: Shirley Watson  
 Superintendent: Katie Brochu  
 Board Chair: The Honorable Calvin "Chip" Jackson

## PERFORMANCE

Comprehensive detail, including definitions of ratings, performance criteria, and explanations of status, is available on [www.ed.sc.gov](http://www.ed.sc.gov) and [www.eoc.sc.gov](http://www.eoc.sc.gov) as well as school and school district websites. Printed versions are available from school districts upon request.

YEAR	ABSOLUTE RATING	GROWTH RATING	PALMETTO GOLD AND SILVER AWARD		ESEA/FEDERAL ACCOUNTABILITY RATING SYSTEM	
			General Performance	Closing the Gap	ESEA Grade	Accountability Indicator
2012	Average	Average	TBD	TBD	A	Reward
2011	Average	Average	Silver	Silver	Not Met	N/A
2010	Average	Average	N/A	Silver	Met	N/A

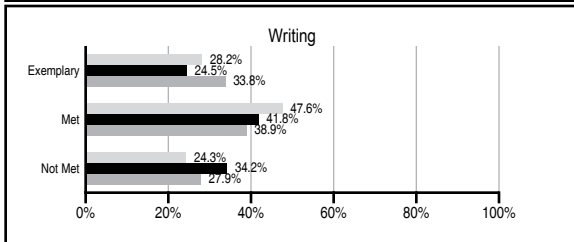
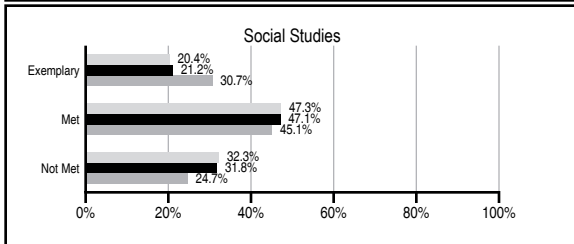
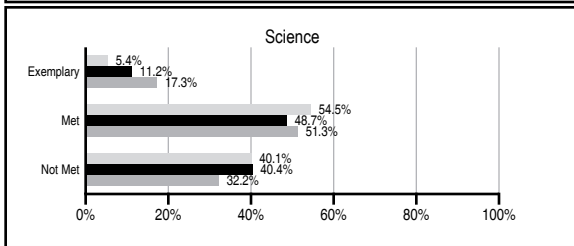
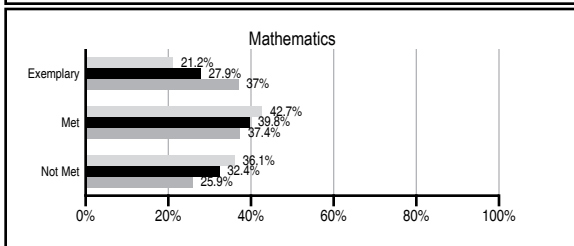
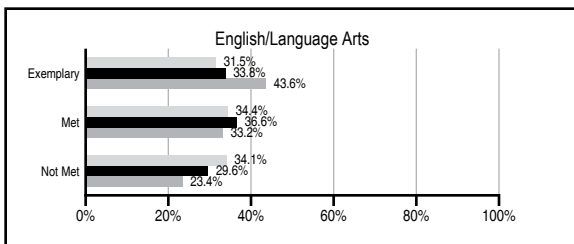
## ABSOLUTE RATINGS OF ELEMENTARY SCHOOLS WITH STUDENTS LIKE OURS\*

EXCELLENT	GOOD	AVERAGE	BELOW AVERAGE	AT-RISK
9	19	96	21	5

\* Ratings are calculated with data available by 11/07/2012. Schools with Students Like Ours are Elementary Schools with Poverty Indices of no more than 5% above or below the index for this school.


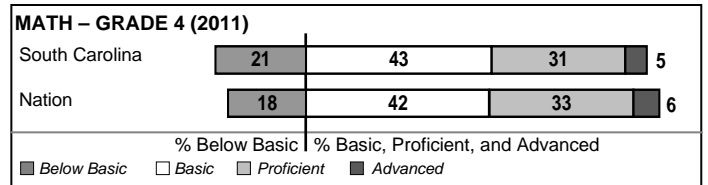
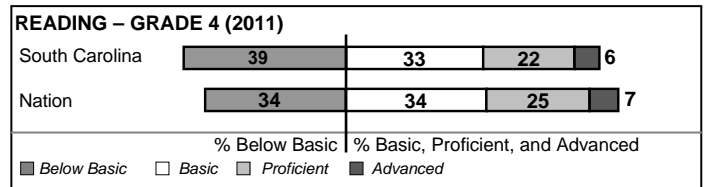
## PASS PERFORMANCE

Our School  
 Elementary Schools with Students Like Ours  
 Elementary schools statewide



## NAEP PERFORMANCE\*

\* Performance reported for SC and nation, data not available at school level. Percentages at NAEP Achievement Levels.



## SC PERFORMANCE VISION

*By 2020 all students will graduate with the knowledge and skills necessary to compete successfully in the global economy, participate in a democratic society and contribute positively as members of families and communities.*

### Abbreviations Key

N/A Not Applicable N/AV Not Available N/C Not Collected N/R Not Reported I/S Insufficient Sample TBD To be determined

# LW Conder Elementary [Richland Two]

## SCHOOL PROFILE

	Our School	Change from Last Year	Elementary Schools with Students Like Ours	Median Elementary School
<b>Students (n=734)</b>				
Retention rate	0.6%	Up from 0.5%	1.3%	1.0%
Attendance rate	96.7%	Up from 96.5%	96.3%	96.6%
Served by gifted and talented program	N/AV	N/AV	N/AV	N/AV
With disabilities other than speech	N/AV	N/AV	N/AV	N/AV
Older than usual for grade	N/AV	N/AV	N/AV	N/AV
Out-of-school suspensions or expulsions for violent and/or criminal offenses	0.0%	No Change	0.0%	0.0%
<b>Teachers (n=54)</b>				
Teachers with advanced degrees	61.1%	Down from 63.5%	61.1%	63.0%
Continuing contract teachers	N/AV	N/AV	N/AV	N/AV
Teachers returning from previous year	82.9%	Up from 81.5%	87.8%	88.7%
Teacher attendance rate	95.3%	Up from 93.3%	94.9%	95.1%
Average teacher salary*	\$46,669	Up 3.0%	\$46,105	\$47,210
Classes not taught by highly qualified teachers	0.0%	No Change	0.0%	0.0%
Professional development days/teacher	12.1 days	Up from 8.8 days	10.7 days	10.5 days
<b>School</b>				
Principal's years at school	12.0	Up from 11.0	4.0	4.0
Student-teacher ratio in core subjects	20.3 to 1	Up from 19.8 to 1	19.1 to 1	20.0 to 1
Prime instructional time	N/R	N/R	90.1%	90.5%
Opportunities in the arts	Excellent	No Change	Good	Good
SACS accreditation	Yes	No Change	Yes	Yes
Parents attending conferences	100.0%	No Change	100.0%	100.0%
Character development program	Excellent	No Change	Excellent	Excellent
Dollars spent per pupil**	\$7,681	Down 9.8%	\$7,559	\$7,247
Percent of expenditures for instruction**	73.7%	Down from 76.9%	67.3%	68.2%
Percent of expenditures for teacher salaries**	70.5%	Down from 73.1%	63.8%	65.7%
ESEA composite index score	91.9	N/A	88.5	91.9

\* Length of contract = 185+ days.

\*\* Prior year audited financial data available.

## EVALUATION RESULTS

	Teachers	Students*	Parents*
Number of surveys returned	40	109	78
Percent satisfied with learning environment	92.5%	90.8%	90.4%
Percent satisfied with social and physical environment	89.7%	87.2%	90.9%
Percent satisfied with school-home relations	75.0%	87.2%	88.0%

\*Only students at the highest elementary school grade level at this school and their parents were included.

## REPORT OF PRINCIPAL AND SCHOOL IMPROVEMENT COUNCIL

Conder Elementary Arts Integrated Magnet School's seventh year as a school of the arts has been outstanding for students, teachers, and for the community. We hold the distinction of being the only elementary arts magnet school in Richland School District Two.

At Conder, we believe that "Students Through the Arts Reach Success." This belief motivates core teachers and our arts team to design challenging, arts infused academic lessons that engage students intellectually and creatively. In Conder's sixth year as an Arts in Basic Curriculum (ABC) Advancement site, we have cultivated a productive partnership with the South Carolina Arts Commission. As a result of this partnership, teachers participate in intensive, on-going professional development to strengthen arts integration strategies that have a direct impact on student achievement. Our students proudly demonstrate their attainment of artistic skills through a variety of venues such as on and offsite concerts, musicals, dance productions, and art shows.

Conder was honored to take part in a live interview by the State Department of Education and ETV that highlighted a successful South Carolina arts program. As a model arts magnet school, we emphasize academic achievement and building strong character traits that foster student success. Conder was recognized for accomplishments in both of these areas.

Our school received the Palmetto Silver Award for General Performance and for Closing the Achievement Gap for historically underperforming students from the State Department of Education. We were also selected as a South Carolina School of Character by the Palmetto Character Council because of our high quality citizenship, guidance, and mentoring programs. One exemplary program, Conder's A+ Girls (All Positive Girls mentoring program), was selected as the 2012 Promising Practices Award winner and will be recognized in Washington D.C. this fall. This program is a model for other schools to possibly replicate and integrate into their character education initiatives.

Additional opportunities for students to achieve greater academic success are provided through the Reading Counts program and in the following clubs: Chess Academy, Star Ambassadors, Star Gents, and the Green Team Recyclers. The dedicated Green Team is another model program and their efforts led to Conder's designation as one of the two certified Green Steps Schools in South Carolina. Because of our strong parent-friendly policies and civic alliances, Conder continues to be a Red Carpet School. Family activities have included Hispanic Family Night, Movie Night, Arts Concerts, the annual Mother-Daughter Tea, and other family favorites. Conder's faculty and staff continue to reach for the stars to meet or exceed the needs of our students, parents, and community.

Dr. Shirley Watson - Principal  
SIC Chair

Comprehensive detail, including definitions of ratings, performance criteria, and explanations of status, is available on [www.ed.sc.gov](http://www.ed.sc.gov) and [www.eoc.sc.gov](http://www.eoc.sc.gov) as well as school and school district websites.

Printed versions are available from school districts upon request.

### Abbreviations Key

N/A Not Applicable N/AV Not Available N/C Not Collected N/R Not Reported I/S Insufficient Sample TBD To be determined

NI Newly Identified CSI Continuing School Improvement CA Corrective Action RP Plan to Restructure R Restructure DELAY School Improvement Status HOLD School Improvement Status