



# SC Annual School Report Card Summary

Bethel Hanberry Elementary  
 Richland Two  
 Grades: PK-5 Enrollment: 623  
 Principal: Jeff Williams  
 Superintendent: Katie Brochu  
 Board Chair: The Honorable Calvin "Chip" Jackson

## PERFORMANCE

Comprehensive detail, including definitions of ratings, performance criteria, and explanations of status, is available on [www.ed.sc.gov](http://www.ed.sc.gov) and [www.eoc.sc.gov](http://www.eoc.sc.gov) as well as school and school district websites. Printed versions are available from school districts upon request.

YEAR	ABSOLUTE RATING	GROWTH RATING	PALMETTO GOLD AND SILVER AWARD		ESEA/FEDERAL ACCOUNTABILITY RATING SYSTEM	
			General Performance	Closing the Gap	ESEA Grade	Accountability Indicator
2012	Excellent	Excellent	TBD	TBD	A	N/A
2011	Excellent	Excellent	Gold	Silver	Met	N/A
2010	Excellent	Excellent	Gold	Silver	Met	N/A

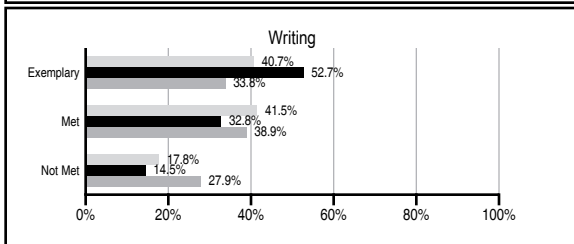
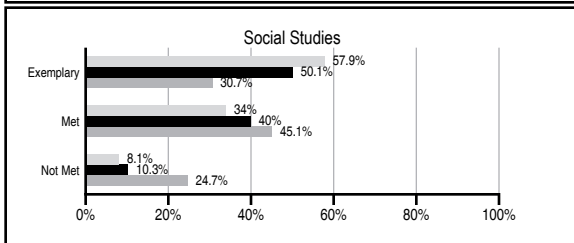
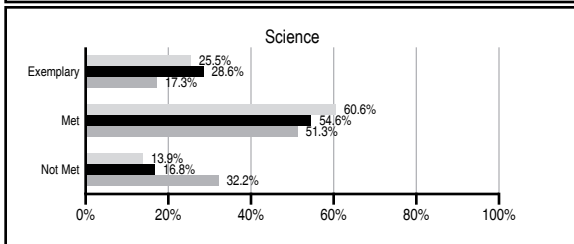
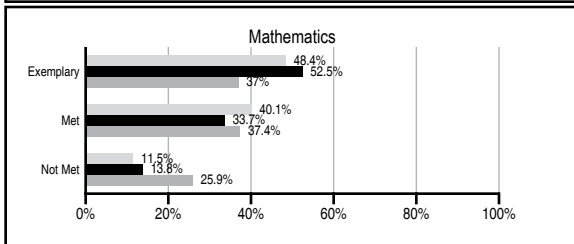
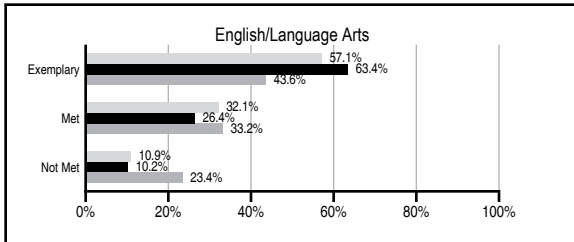
## ABSOLUTE RATINGS OF ELEMENTARY SCHOOLS WITH STUDENTS LIKE OURS\*

EXCELLENT	GOOD	AVERAGE	BELOW AVERAGE	AT-RISK
21	3	0	0	0

\* Ratings are calculated with data available by 11/07/2012. Schools with Students Like Ours are Elementary Schools with Poverty Indices of no more than 5% above or below the index for this school.

## PASS PERFORMANCE

Our School
  Elementary Schools with Students Like Ours
  Elementary schools statewide



## NAEP PERFORMANCE\*

\* Performance reported for SC and nation, data not available at school level. Percentages at NAEP Achievement Levels.



## SC PERFORMANCE VISION

*By 2020 all students will graduate with the knowledge and skills necessary to compete successfully in the global economy, participate in a democratic society and contribute positively as members of families and communities.*

### Abbreviations Key

N/A Not Applicable N/AV Not Available N/C Not Collected N/R Not Reported I/S Insufficient Sample TBD To be determined

# Bethel Hanberry Elementary [Richland Two]

## SCHOOL PROFILE

	Our School	Change from Last Year	Elementary Schools with Students Like Ours	Median Elementary School
<b>Students (n=623)</b>				
Retention rate	0.8%	Up from 0.2%	0.8%	1.0%
Attendance rate	97.3%	Up from 97.0%	96.9%	96.6%
Served by gifted and talented program	N/AV	N/AV	N/AV	N/AV
With disabilities other than speech	N/AV	N/AV	N/AV	N/AV
Older than usual for grade	N/AV	N/AV	N/AV	N/AV
Out-of-school suspensions or expulsions for violent and/or criminal offenses	0.0%	No Change	0.0%	0.0%
<b>Teachers (n=39)</b>				
Teachers with advanced degrees	56.4%	Up from 52.4%	67.2%	63.0%
Continuing contract teachers	N/AV	N/AV	N/AV	N/AV
Teachers returning from previous year	88.6%	Up from 87.2%	91.4%	88.7%
Teacher attendance rate	95.0%	Down from 97.3%	96.0%	95.1%
Average teacher salary*	\$48,910	Down 3.5%	\$49,025	\$47,210
Classes not taught by highly qualified teachers	0.0%	No Change	0.0%	0.0%
Professional development days/teacher	20.5 days	Up from 6.2 days	9.9 days	10.5 days
<b>School</b>				
Principal's years at school	4.0	Up from 3.5	4.0	4.0
Student-teacher ratio in core subjects	20.6 to 1	Down from 21.1 to 1	21.3 to 1	20.0 to 1
Prime instructional time	N/R	N/R	91.9%	90.5%
Opportunities in the arts	Good	No Change	Good	Good
SACS accreditation	Yes	No Change	Yes	Yes
Parents attending conferences	100.0%	No Change	100.0%	100.0%
Character development program	Excellent	No Change	Excellent	Excellent
Dollars spent per pupil**	\$7,387	Up 8.6%	\$6,736	\$7,247
Percent of expenditures for instruction**	71.3%	Down from 72.9%	69.5%	68.2%
Percent of expenditures for teacher salaries**	69.9%	Down from 70.7%	68.9%	65.7%
ESEA composite index score	98.5	N/A	98.1	91.9

\* Length of contract = 185+ days.

\*\* Prior year audited financial data available.

## EVALUATION RESULTS

	Teachers	Students*	Parents*
Number of surveys returned	32	120	76
Percent satisfied with learning environment	100.0%	84.9%	94.4%
Percent satisfied with social and physical environment	100.0%	84.0%	89.5%
Percent satisfied with school-home relations	100.0%	85.6%	85.1%

\*Only students at the highest elementary school grade level at this school and their parents were included.

## REPORT OF PRINCIPAL AND SCHOOL IMPROVEMENT COUNCIL

Bethel Hanberry Elementary has re-focused on creating beliefs for our learning community as we have collaborated with our stakeholders to ensure that we are challenging our students for the 21st century.

While it has been easy to look at our past success, we have recognized that we must not overlook the potential opportunities awaiting us. Our School Improvement Council, PTO and Educational Foundation have been instrumental in helping us develop instructionally as a school with their incredible leadership. The unwavering network of churches that provide for our students and families make it easier for us to take care of our children beyond the classroom.

We are grateful that our school achieved AYP status for the 3rd consecutive year. In addition, we were named a Palmetto Gold and Silver Award winner for the 2010-11 year which marks our continual effort to help all students find success. Our entire faculty and staff have shared their desire to grow as professionals by participating in a variety of learning opportunities that they are using in their classroom.

Our theme this year of "stretching ourselves" encouraged approximately 25% of our faculty/staff to complete a higher education degree or start a program to be completed by the end of next year. This commitment to life-long learning by our educators has been a valuable reminder that we can never be satisfied with our progress.

Our district recently went through the SACS CASI Accreditation process and was fully accredited again. We were extremely proud to use the self-assessment piece to monitor the development of our school as it compares with our fellow schools. The support of our district has helped us provide one to one technology for all fifth grade students with a plan to have wireless technology for all students in grades three through five by the end of the upcoming school year. With the support of our Educational Foundation and PTO, we were able to purchase additional technology with local funds that will be used in kindergarten through second grade.

Bethel Hanberry has been a consistent piece of the Blythewood community for nearly a century. The traditions of those who have gone before us are highlighted by hard work and support for one another. By embracing these values, we believe we will continue on a path of excellence.

Jeff Williams – Principal  
Jennifer Roof – SIC Chair

Comprehensive detail, including definitions of ratings, performance criteria, and explanations of status, is available on [www.ed.sc.gov](http://www.ed.sc.gov) and [www.eoc.sc.gov](http://www.eoc.sc.gov) as well as school and school district websites.

Printed versions are available from school districts upon request.

### Abbreviations Key

N/A Not Applicable N/AV Not Available N/C Not Collected N/R Not Reported I/S Insufficient Sample TBD To be determined  
NI Newly Identified CSI Continuing School Improvement CA Corrective Action RP Plan to Restructure R Restructure DELAY School Improvement Status HOLD School Improvement Status