



SC Annual School Report Card Summary

Meadow Glen Elementary
 Lexington County School District One
 Grades: PK-5 Enrollment: 561
 Principal: Cheryl Fralick
 Superintendent: Dr. Karen C. Woodward
 Board Chair: Cynthia S. Smith

PERFORMANCE

Comprehensive detail, including definitions of ratings, performance criteria, and explanations of status, is available on www.ed.sc.gov and www.eoc.sc.gov as well as school and school district websites. Printed versions are available from school districts upon request.

YEAR	ABSOLUTE RATING	GROWTH RATING	PALMETTO GOLD AND SILVER AWARD		ESEA/FEDERAL ACCOUNTABILITY RATING SYSTEM	
			General Performance	Closing the Gap	ESEA Grade	Accountability Indicator
2012	Excellent	Average	TBD	TBD	A	N/A
2011	N/A	N/A	N/A	N/A	N/A	N/A
2010	N/A	N/A	N/A	N/A	N/A	N/A

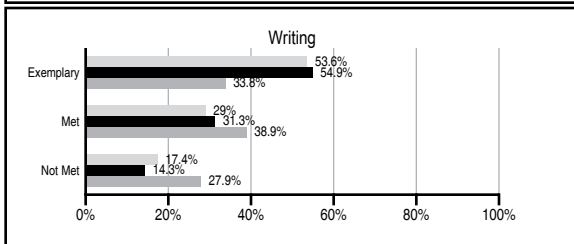
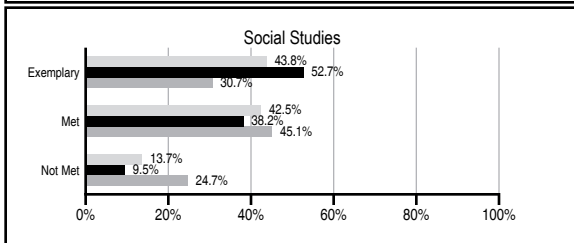
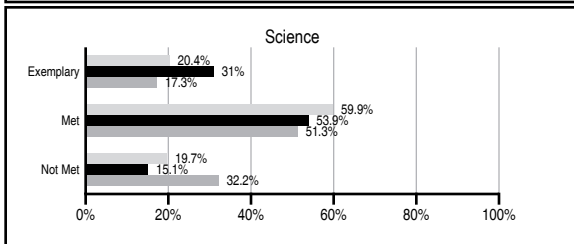
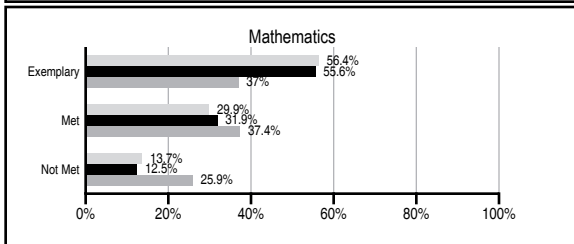
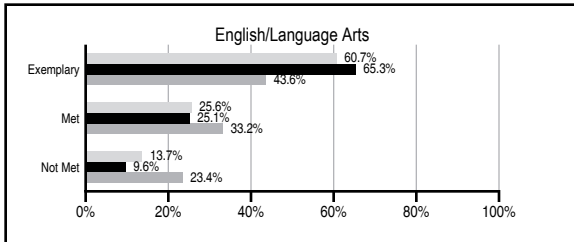
ABSOLUTE RATINGS OF ELEMENTARY SCHOOLS WITH STUDENTS LIKE OURS*

EXCELLENT	GOOD	AVERAGE	BELOW AVERAGE	AT-RISK
24	1	0	0	0

* Ratings are calculated with data available by 11/07/2012. Schools with Students Like Ours are Elementary Schools with Poverty Indices of no more than 5% above or below the index for this school.

PASS PERFORMANCE

Our School
 Elementary Schools with Students Like Ours
 Elementary schools statewide



NAEP PERFORMANCE*

* Performance reported for SC and nation, data not available at school level. Percentages at NAEP Achievement Levels.



SC PERFORMANCE VISION

By 2020 all students will graduate with the knowledge and skills necessary to compete successfully in the global economy, participate in a democratic society and contribute positively as members of families and communities.

Abbreviations Key

N/A Not Applicable N/AV Not Available N/C Not Collected N/R Not Reported I/S Insufficient Sample TBD To be determined

Meadow Glen Elementary
[Lexington County School District One]

SCHOOL PROFILE

	Our School	Change from Last Year	Elementary Schools with Students Like Ours	Median Elementary School
Students (n=561)				
Retention rate	0.0%	N/A	0.7%	1.0%
Attendance rate	96.8%	N/A	97.0%	96.6%
Served by gifted and talented program	N/AV	N/AV	N/AV	N/AV
With disabilities other than speech	N/AV	N/AV	N/AV	N/AV
Older than usual for grade	N/AV	N/AV	N/AV	N/AV
Out-of-school suspensions or expulsions for violent and/or criminal offenses	0.0%	N/R	0.0%	0.0%
Teachers (n=37)				
Teachers with advanced degrees	81.1%	N/A	62.5%	63.0%
Continuing contract teachers	N/AV	N/AV	N/AV	N/AV
Teachers returning from previous year	N/A	N/A	91.2%	88.7%
Teacher attendance rate	96.8%	N/R	95.9%	95.1%
Average teacher salary*	\$48,590	I/S	\$48,750	\$47,210
Classes not taught by highly qualified teachers	2.3%	N/A	0.0%	0.0%
Professional development days/teacher	22.1 days	N/R	10.0 days	10.5 days
School				
Principal's years at school	1.0	N/R	5.0	4.0
Student-teacher ratio in core subjects	20.6 to 1	N/R	21.3 to 1	20.0 to 1
Prime instructional time	92.8%	N/R	91.9%	90.5%
Opportunities in the arts	Good	N/R	Good	Good
SACS accreditation	Yes	N/R	Yes	Yes
Parents attending conferences	100.0%	N/R	100.0%	100.0%
Character development program	Excellent	N/R	Excellent	Excellent
Dollars spent per pupil**	N/A	N/A	\$6,428	\$7,247
Percent of expenditures for instruction**	N/A	N/A	70.1%	68.2%
Percent of expenditures for teacher salaries**	N/A	N/A	69.2%	65.7%
ESEA composite index score	97.5	N/A	98.3	91.9

* Length of contract = 185+ days.

** Prior year audited financial data available.

EVALUATION RESULTS

	Teachers	Students*	Parents*
Number of surveys returned	47	70	35
Percent satisfied with learning environment	97.9%	84.3%	100.0%
Percent satisfied with social and physical environment	100.0%	82.6%	91.4%
Percent satisfied with school-home relations	100.0%	94.3%	94.1%

*Only students at the highest elementary school grade level at this school and their parents were included.

REPORT OF PRINCIPAL AND SCHOOL IMPROVEMENT COUNCIL

Meadow Glen Elementary School, "Home of the Explorers," is the newest elementary school in Lexington County School District One. The doors opened to the public for the first time on Sunday, August 14, 2011, for an open house. The first student body of 565 began classes on August 17, 2011. Glen Owl, the Explorer, is our mascot. The school's 81 faculty and staff members serve students in kindergarten through fifth grade. MGES also serves 3- and 4-year-old students with developmental delays as well as students with emotional disabilities. MGES houses the district's first Chinese (Mandarin) Partial-Immersion Program.

The school was designed and constructed using Leadership in Energy and Environmental Design (LEED) strategies geared toward energy savings, water efficiency, improved indoor environmental quality and stewardship of resources. There are three large collaborative classrooms to provide space for innovative learning, small productions and grade-level activities. The Learning Commons is the hub of project-based and hands-on learning, and consists of a STEM Lab (Science, Technology, Engineering, Mathematics), Media/Technology/Production Center and a fully equipped Computer Lab.

Our teachers and staff began meeting together in April 2011. As our MGES family continued to grow, we planned activities designed to build a sense of community. Our teachers committed to meeting one day each week during the summer to plan for the opening of MGES. Our staff participated in many professional development activities including book studies ("Simplifying the Challenge" by Dr. Henry Cloud, "The Leader in Me" by Stephen Covey, and "Better Learning Through Structured Teaching" by Douglas Fisher and Nancy Frey) and activities such as Data Analysis, Creating Teacher Leaders, "6+1 Traits of Writing," Common Core State Standards, Word Study, Gradual Release of Responsibility, Creating High-Performance Learning Cultures and Positive Behavior Support Systems.

The Executive Board of our first Parent Teacher Organization (PTO), established during the summer of 2011, created many opportunities for families to gather and socialize. The PTO also sponsored two fundraisers to help establish a budget to fund a field study for every grade level, as well as to provide for classroom and school needs. Our first School Improvement Council, created in the early fall of 2011, sponsored two events, which included an Internet Safety Night and a litter clean-up day.

As a new school, we do not have year-to-year data to track student progress. Our current test results from Measures of Academic Progress (MAP), Dominic running records and Dibels Now reading screening, however, indicate that we have sub-groups of students who need differentiated interventions to help them close gaps in achievement. Large class sizes due to increasing enrollment, training all staff in the new Common Core State Standards and providing challenging curricula for students already above grade level might also impact student achievement.

Our first year has been successful due to the dedication of a highly qualified staff, involved parents and a wonderfully diverse student body.

Principal Cheryl Fralick and SIC Chair Suzanne English

Comprehensive detail, including definitions of ratings, performance criteria, and explanations of status, is available on www.ed.sc.gov and www.eoc.sc.gov as well as school and school district websites.

Printed versions are available from school districts upon request.

Abbreviations Key

N/A Not Applicable N/AV Not Available N/C Not Collected N/R Not Reported I/S Insufficient Sample TBD To be determined

NI Newly Identified CSI Continuing School Improvement CA Corrective Action RP Plan to Restructure R Restructure DELAY School Improvement Status HOLD School Improvement Status