



SC Annual School Report Card Summary

Rocky Creek Elementary
 Lexington County School District One
 Grades: PK-5 Enrollment: 624
 Principal: Lynn C. Boyleston
 Superintendent: Dr. Karen C. Woodward
 Board Chair: Cynthia S. Smith

PERFORMANCE

Comprehensive detail, including definitions of ratings, performance criteria, and explanations of status, is available on www.ed.sc.gov and www.eoc.sc.gov as well as school and school district websites. Printed versions are available from school districts upon request.

YEAR	ABSOLUTE RATING	GROWTH RATING	PALMETTO GOLD AND SILVER AWARD		ESEA/FEDERAL ACCOUNTABILITY RATING SYSTEM	
			General Performance	Closing the Gap	ESEA Grade	Accountability Indicator
2012	Excellent	Excellent	TBD	TBD	A	N/A
2011	Excellent	Good	Gold	N/A	Met	N/A
2010	N/A	N/A	N/A	N/A	N/A	N/A

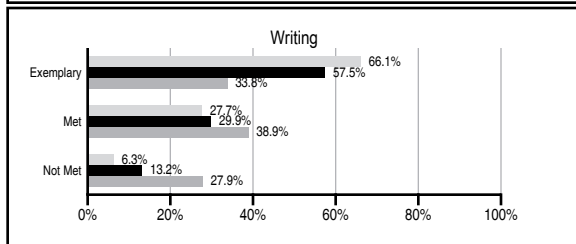
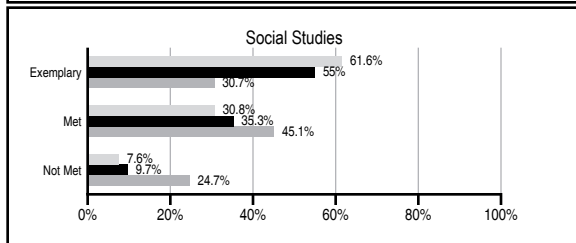
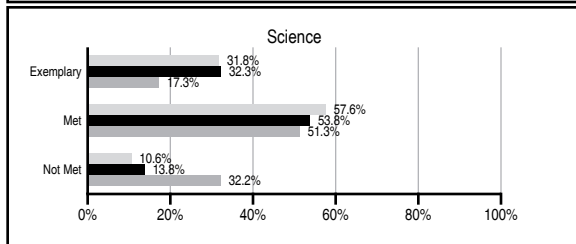
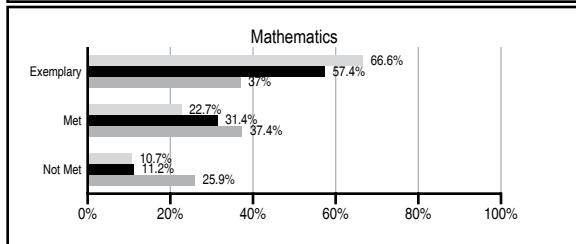
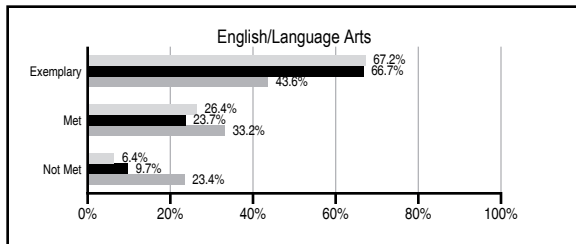
ABSOLUTE RATINGS OF ELEMENTARY SCHOOLS WITH STUDENTS LIKE OURS*

EXCELLENT	GOOD	AVERAGE	BELOW AVERAGE	AT-RISK
25	0	0	0	0

* Ratings are calculated with data available by 11/07/2012. Schools with Students Like Ours are Elementary Schools with Poverty Indices of no more than 5% above or below the index for this school.

PASS PERFORMANCE

Our School
 Elementary Schools with Students Like Ours
 Elementary schools statewide



NAEP PERFORMANCE*

* Performance reported for SC and nation, data not available at school level. Percentages at NAEP Achievement Levels.



SC PERFORMANCE VISION

By 2020 all students will graduate with the knowledge and skills necessary to compete successfully in the global economy, participate in a democratic society and contribute positively as members of families and communities.

Abbreviations Key

N/A Not Applicable N/AV Not Available N/C Not Collected N/R Not Reported I/S Insufficient Sample TBD To be determined

Rocky Creek Elementary
[Lexington County School District One]

SCHOOL PROFILE

	Our School	Change from Last Year	Elementary Schools with Students Like Ours	Median Elementary School
Students (n=624)				
Retention rate	1.0%	Up from 0.0%	0.7%	1.0%
Attendance rate	97.1%	Up from 96.6%	97.2%	96.6%
Served by gifted and talented program	N/AV	N/AV	N/AV	N/AV
With disabilities other than speech	N/AV	N/AV	N/AV	N/AV
Older than usual for grade	N/AV	N/AV	N/AV	N/AV
Out-of-school suspensions or expulsions for violent and/or criminal offenses	0.5%	Up from 0.0%	0.0%	0.0%
Teachers (n=41)				
Teachers with advanced degrees	80.5%	Down from 83.8%	67.5%	63.0%
Continuing contract teachers	N/AV	N/AV	N/AV	N/AV
Teachers returning from previous year	N/A	N/A	90.8%	88.7%
Teacher attendance rate	95.9%	Up from 95.2%	94.9%	95.1%
Average teacher salary*	\$49,442	Down 0.4%	\$49,096	\$47,210
Classes not taught by highly qualified teachers	0.0%	No Change	0.0%	0.0%
Professional development days/teacher	8.5 days	Up from 6.9 days	10.5 days	10.5 days
School				
Principal's years at school	2.0	Up from 1.0	4.0	4.0
Student-teacher ratio in core subjects	22.0 to 1	Up from 21.4 to 1	21.3 to 1	20.0 to 1
Prime instructional time	92.6%	Up from 91.0%	91.4%	90.5%
Opportunities in the arts	Good	No Change	Good	Good
SACS accreditation	Yes	No Change	Yes	Yes
Parents attending conferences	98.8%	Up from 95.2%	100.0%	100.0%
Character development program	Excellent	Up from Good	Excellent	Excellent
Dollars spent per pupil**	\$7,439	N/A	\$6,736	\$7,247
Percent of expenditures for instruction**	64.0%	N/A	69.4%	68.2%
Percent of expenditures for teacher salaries**	59.3%	N/A	68.6%	65.7%
ESEA composite index score	100.0	N/A	98.4	91.9

* Length of contract = 185+ days.

** Prior year audited financial data available.

EVALUATION RESULTS

	Teachers	Students*	Parents*
Number of surveys returned	39	118	53
Percent satisfied with learning environment	100.0%	88.8%	100.0%
Percent satisfied with social and physical environment	100.0%	88.1%	96.2%
Percent satisfied with school-home relations	100.0%	88.1%	94.3%

*Only students at the highest elementary school grade level at this school and their parents were included.

Comprehensive detail, including definitions of ratings, performance criteria, and explanations of status, is available on www.ed.sc.gov and www.eoc.sc.gov as well as school and school district websites.

Printed versions are available from school districts upon request.

REPORT OF PRINCIPAL AND SCHOOL IMPROVEMENT COUNCIL

At Rocky Creek Elementary School, we live our motto, "Live Well, Lead Responsibly and Learn by Always Doing Our Best," each day. We are committed to providing a challenging, safe and positive learning environment where children can reach their highest potential. Our dedicated staff, supportive parents, active Parent Teacher Association and School Improvement Council, as well as many business partners work closely to make learning enjoyable for each of our approximately 600 students.

In 2011, RCE received the state's Palmetto Gold award in recognition of our students' academic success and the 2012 Architectural Design Award from the Council of Educational Facility Planners International. The Lexington County Fire Service awarded a Fire Drill Safety Award to us for our effective and efficient fire drill evacuations.

Our students received many awards and honors participating in the Tri-District Arts Consortium and District Honor Choir, becoming state winners in the Middle-Elementary School Academy of Science contest and having artwork featured at the S.C. State Fair. One of our students was a national finalist in a poetry contest sponsored by the National Career Development Association.

Our staff attained noteworthy accomplishments as well. Mrs. Jessica Buzhardt was named the school's Teacher of the Year, and Mrs. Karen Price was named Support Staff of the Year. Mrs. Amy Quiat participated in the Courage to Teach for South Carolina Teacher Leaders program. RCE housekeeper Steve Wooten was featured in an article in "The State" newspaper for providing outstanding support to RCE students.

Students and staff participated in exemplary service-learning projects. They raised money for Relay For Life and Jump Rope for Heart. They donated items to the Nancy K. Perry Children's Shelter and Lexington Interfaith Community Services. They also participated in dynamic school recycling programs for paper, plastic, juice packets, glue sticks, candy wrappers and aluminum cans.

A challenge was to improve our students' knowledge of the South Carolina Science Standards as measured by the PASS assessment. During collaborative planning, teachers have concentrated on their science instruction and developed common assessments to measure understanding of the standards. Visits to the STEM lab were commonplace to provide hands-on opportunities for the students. Our teachers met with the district's STEM coach to learn the most effective method for teaching the science standards.

We want each student to have access to interactive technology as they do their work and learn in new ways. Fortunately, our PTA helped us purchase additional 21st century tools such as iPads, iPods and Nooks to support our students' learning.

In summary, Rocky Creek Elementary has quickly gained a reputation as an excellent school. We look forward to the 2012-2013 school year.

Principal Lynn C. Boyleston and SIC Chair Nichole Adams

Abbreviations Key

N/A Not Applicable N/AV Not Available N/C Not Collected N/R Not Reported I/S Insufficient Sample TBD To be determined

NI Newly Identified CSI Continuing School Improvement CA Corrective Action RP Plan to Restructure R Restructure DELAY School Improvement Status HOLD School Improvement Status