



SC Annual School Report Card Summary

Pleasant Hill Elementary
 Lexington County School District One
 Grades: K-5 Enrollment: 872
 Principal: Margaret B. Mitchum
 Superintendent: Dr. Karen C. Woodward
 Board Chair: Cynthia S. Smith

PERFORMANCE

Comprehensive detail, including definitions of ratings, performance criteria, and explanations of status, is available on www.ed.sc.gov and www.eoc.sc.gov as well as school and school district websites. Printed versions are available from school districts upon request.

YEAR	ABSOLUTE RATING	GROWTH RATING	PALMETTO GOLD AND SILVER AWARD		ESEA/FEDERAL ACCOUNTABILITY RATING SYSTEM	
			General Performance	Closing the Gap	ESEA Grade	Accountability Indicator
2012	Excellent	Excellent	TBD	TBD	A	N/A
2011	Excellent	Excellent	Gold	Silver	Met	N/A
2010	Excellent	Excellent	Gold	N/A	Not Met	N/A

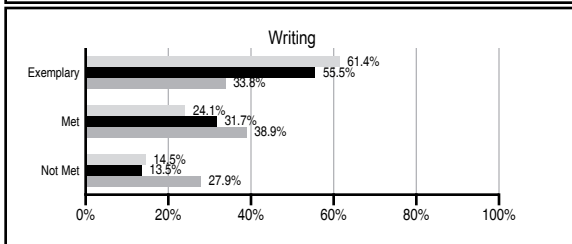
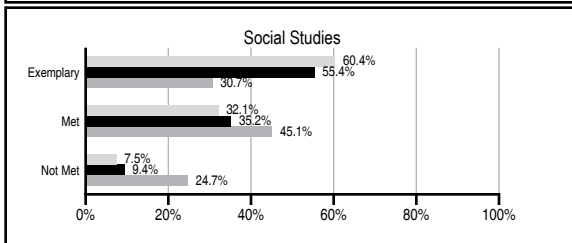
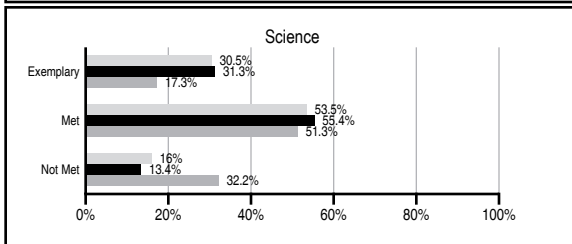
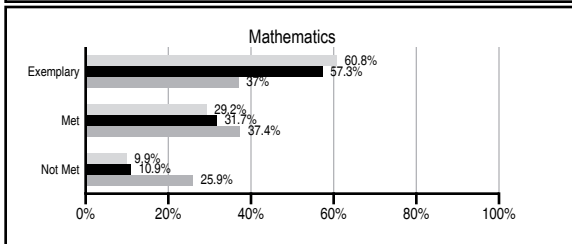
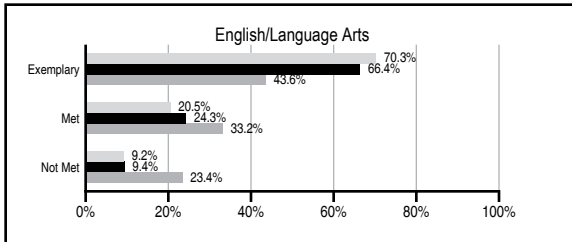
ABSOLUTE RATINGS OF ELEMENTARY SCHOOLS WITH STUDENTS LIKE OURS*

EXCELLENT	GOOD	AVERAGE	BELOW AVERAGE	AT-RISK
21	0	0	0	0

* Ratings are calculated with data available by 11/07/2012. Schools with Students Like Ours are Elementary Schools with Poverty Indices of no more than 5% above or below the index for this school.

PASS PERFORMANCE

Our School
 Elementary Schools with Students Like Ours
 Elementary schools statewide



NAEP PERFORMANCE*

* Performance reported for SC and nation, data not available at school level. Percentages at NAEP Achievement Levels.



SC PERFORMANCE VISION

By 2020 all students will graduate with the knowledge and skills necessary to compete successfully in the global economy, participate in a democratic society and contribute positively as members of families and communities.

Abbreviations Key

N/A Not Applicable N/AV Not Available N/C Not Collected N/R Not Reported I/S Insufficient Sample TBD To be determined

Pleasant Hill Elementary
[Lexington County School District One]

SCHOOL PROFILE

	Our School	Change from Last Year	Elementary Schools with Students Like Ours	Median Elementary School
Students (n=872)				
Retention rate	1.2%	Up from 0.6%	0.8%	1.0%
Attendance rate	97.2%	Up from 96.7%	97.2%	96.6%
Served by gifted and talented program	N/AV	N/AV	N/AV	N/AV
With disabilities other than speech	N/AV	N/AV	N/AV	N/AV
Older than usual for grade	N/AV	N/AV	N/AV	N/AV
Out-of-school suspensions or expulsions for violent and/or criminal offenses	0.0%	No Change	0.0%	0.0%
Teachers (n=57)				
Teachers with advanced degrees	66.7%	Down from 68.4%	67.5%	63.0%
Continuing contract teachers	N/AV	N/AV	N/AV	N/AV
Teachers returning from previous year	93.5%	Down from 94.7%	90.8%	88.7%
Teacher attendance rate	95.7%	Up from 95.5%	95.7%	95.1%
Average teacher salary*	\$47,315	Up 1.1%	\$49,096	\$47,210
Classes not taught by highly qualified teachers	0.0%	No Change	0.0%	0.0%
Professional development days/teacher	15.6 days	Down from 16.2 days	11.0 days	10.5 days
School				
Principal's years at school	6.0	Up from 5.0	5.0	4.0
Student-teacher ratio in core subjects	21.2 to 1	Up from 20.8 to 1	21.4 to 1	20.0 to 1
Prime instructional time	92.5%	Up from 91.3%	92.4%	90.5%
Opportunities in the arts	Good	No Change	Good	Good
SACS accreditation	Yes	No Change	Yes	Yes
Parents attending conferences	100.0%	Up from 99.8%	100.0%	100.0%
Character development program	Excellent	No Change	Excellent	Excellent
Dollars spent per pupil**	\$6,428	Up 11.0%	\$6,428	\$7,247
Percent of expenditures for instruction**	67.1%	Down from 68.8%	68.7%	68.2%
Percent of expenditures for teacher salaries**	66.0%	Down from 67.4%	67.6%	65.7%
ESEA composite index score	91.7	N/A	98.5	91.9

* Length of contract = 185+ days.

** Prior year audited financial data available.

EVALUATION RESULTS

	Teachers	Students*	Parents*
Number of surveys returned	35	140	52
Percent satisfied with learning environment	97.1%	88.6%	98.0%
Percent satisfied with social and physical environment	94.3%	87.1%	98.0%
Percent satisfied with school-home relations	97.1%	87.9%	98.1%

*Only students at the highest elementary school grade level at this school and their parents were included.

REPORT OF PRINCIPAL AND SCHOOL IMPROVEMENT COUNCIL

The Pleasant Hill Elementary School family began the 2011-2012 school year by revising our mission and vision to focus on preparing 21st century learners. Through high-quality instruction, strong academic performance, student service and parent involvement, our students are becoming lifelong learners, leaders and global citizens. Through exceptional learning experiences, our students are communicating, collaborating and thinking creatively and critically.

PHES students continue to achieve at high levels. In 2011, PHES received the Palmetto Gold Award for general performance and the Palmetto Silver Award for closing the achievement gap. Some new initiatives implemented to increase student performance include focusing on 21st century skills, implementation of gradual release of responsibility to students for their learning and implementation of KITE-LL (Spanish instruction) in grades 3 through 5.

Our students supported others in our community and in the world. Our student-led recycling program helped our school advance in our environmentally friendly "Green" School initiative. Our students collected 589 pairs of used shoes to support a well water project in Africa and 429 books for children in need. In addition, they raised money for SmileTrain to provide 84 cleft palate operations and \$2,600.05 for Pennies for Patients.

Our guidance counselors and classroom teachers taught our students leadership skills. They were then given opportunities to apply these skills as they served as Learning Commons Leaders, Cougar Technology Leaders and Recycling Team members.

Our Parent Teacher Association (PTA), School Improvement Council (SIC) and Spanish Immersion Parent Advisory Team (SIPAT) all contributed greatly in helping us reach our goals. The PTA sponsored family workshops on how to improve mathematics skills and hosted "Teaching Every Student to Test Successfully." Our SIC started the Cougar Power Hour, an after-school program for PHES students with siblings at PHMS. Our SIPAT was instrumental in creating a Spanish-rich environment in our school. A Kohl's Care Grant enabled us to add colorful, student-painted, Spanish flag ceiling tiles in our commons area.

Teachers developed their professional instructional skills by participating in "6+1 Traits of Writing" training, a book study on "Better Learning Through Structured Teaching" and technology workshops using Edmodo, Google Docs and Twitter. Each teacher received an iPad as a technology teaching tool used to enhance classroom instruction.

A challenge facing PHES in 2012-2013 is to integrate technology effectively, including student iPads, into daily instruction. Another challenge for PHES is providing teachers with professional development opportunities so they can deliver instruction emphasizing 21st century skills. We are ready to tackle these challenges!

Principal Margaret B. Mitchum and SIC Chair Gwen Morris

Comprehensive detail, including definitions of ratings, performance criteria, and explanations of status, is available on www.ed.sc.gov and www.eoc.sc.gov as well as school and school district websites.

Printed versions are available from school districts upon request.

Abbreviations Key

N/A Not Applicable N/AV Not Available N/C Not Collected N/R Not Reported I/S Insufficient Sample TBD To be determined

NI Newly Identified CSI Continuing School Improvement CA Corrective Action RP Plan to Restructure R Restructure DELAY School Improvement Status HOLD School Improvement Status