



# SC Annual School Report Card Summary

Lake Murray Elementary  
 Lexington County School District One  
 Grades: PK-5 Enrollment: 659  
 Principal: Devona L. Price  
 Superintendent: Dr. Karen C. Woodward  
 Board Chair: Cynthia S. Smith

## PERFORMANCE

Comprehensive detail, including definitions of ratings, performance criteria, and explanations of status, is available on [www.ed.sc.gov](http://www.ed.sc.gov) and [www.eoc.sc.gov](http://www.eoc.sc.gov) as well as school and school district websites. Printed versions are available from school districts upon request.

YEAR	ABSOLUTE RATING	GROWTH RATING	PALMETTO GOLD AND SILVER AWARD		ESEA/FEDERAL ACCOUNTABILITY RATING SYSTEM	
			General Performance	Closing the Gap	ESEA Grade	Accountability Indicator
2012	Excellent	Excellent	TBD	TBD	A	N/A
2011	Excellent	Excellent	Gold	Silver	Met	N/A
2010	Excellent	Excellent	Gold	N/A	Met	N/A

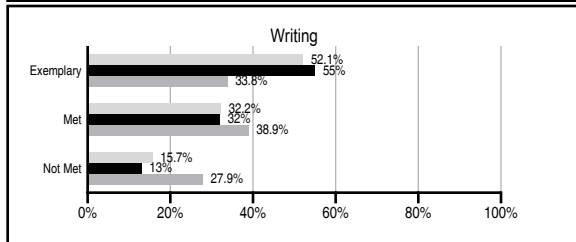
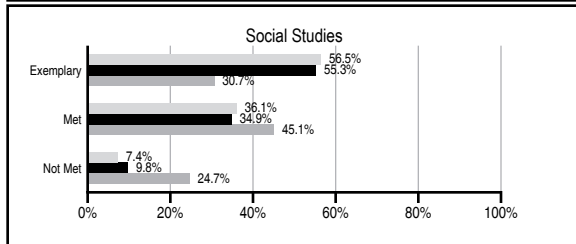
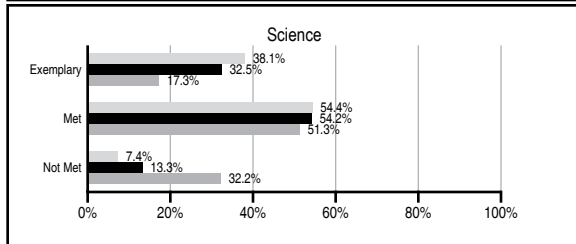
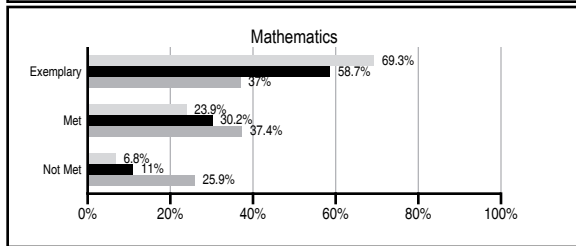
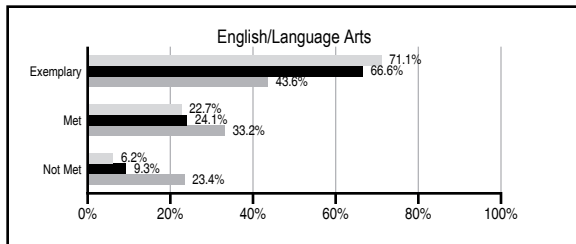
## ABSOLUTE RATINGS OF ELEMENTARY SCHOOLS WITH STUDENTS LIKE OURS\*

EXCELLENT	GOOD	AVERAGE	BELOW AVERAGE	AT-RISK
22	0	0	0	0

\* Ratings are calculated with data available by 11/07/2012. Schools with Students Like Ours are Elementary Schools with Poverty Indices of no more than 5% above or below the index for this school.

## PASS PERFORMANCE

Our School Elementary Schools with Students Like Ours Elementary schools statewide



## NAEP PERFORMANCE\*

\* Performance reported for SC and nation, data not available at school level. Percentages at NAEP Achievement Levels.



## SC PERFORMANCE VISION

By 2020 all students will graduate with the knowledge and skills necessary to compete successfully in the global economy, participate in a democratic society and contribute positively as members of families and communities.

### Abbreviations Key

N/A Not Applicable N/AV Not Available N/C Not Collected N/R Not Reported I/S Insufficient Sample TBD To be determined

**Lake Murray Elementary**  
**[Lexington County School District One]**

**SCHOOL PROFILE**

	Our School	Change from Last Year	Elementary Schools with Students Like Ours	Median Elementary School
<b>Students (n=659)</b>				
Retention rate	0.2%	Down from 0.5%	0.7%	1.0%
Attendance rate	96.8%	Up from 96.3%	97.3%	96.6%
Served by gifted and talented program	N/AV	N/AV	N/AV	N/AV
With disabilities other than speech	N/AV	N/AV	N/AV	N/AV
Older than usual for grade	N/AV	N/AV	N/AV	N/AV
Out-of-school suspensions or expulsions for violent and/or criminal offenses	0.0%	No Change	0.0%	0.0%
<b>Teachers (n=44)</b>				
Teachers with advanced degrees	75.0%	Up from 68.2%	68.4%	63.0%
Continuing contract teachers	N/AV	N/AV	N/AV	N/AV
Teachers returning from previous year	79.4%	Up from 78.9%	90.6%	88.7%
Teacher attendance rate	95.6%	Up from 94.6%	95.4%	95.1%
Average teacher salary*	\$49,722	Down 1.5%	\$48,911	\$47,210
Classes not taught by highly qualified teachers	0.0%	No Change	0.0%	0.0%
Professional development days/teacher	9.3 days	Down from 11.7 days	10.3 days	10.5 days
<b>School</b>				
Principal's years at school	2.0	Up from 1.0	6.0	4.0
Student-teacher ratio in core subjects	22.0 to 1	Up from 21.7 to 1	21.4 to 1	20.0 to 1
Prime instructional time	92.3%	Up from 89.8%	92.1%	90.5%
Opportunities in the arts	Good	Up from Poor	Good	Good
SACS accreditation	Yes	No Change	Yes	Yes
Parents attending conferences	96.0%	Down from 96.9%	100.0%	100.0%
Character development program	Excellent	No Change	Excellent	Excellent
Dollars spent per pupil**	\$7,329	Up 10.1%	\$6,660	\$7,247
Percent of expenditures for instruction**	65.2%	Down from 71.4%	69.2%	68.2%
Percent of expenditures for teacher salaries**	64.0%	Down from 70.2%	68.2%	65.7%
ESEA composite index score	100.0	N/A	98.0	91.9

\* Length of contract = 185+ days.

\*\* Prior year audited financial data available.

**EVALUATION RESULTS**

	Teachers	Students*	Parents*
Number of surveys returned	38	114	56
Percent satisfied with learning environment	100.0%	90.3%	92.3%
Percent satisfied with social and physical environment	100.0%	89.5%	94.4%
Percent satisfied with school-home relations	97.4%	91.2%	94.6%

\*Only students at the highest elementary school grade level at this school and their parents were included.

**REPORT OF PRINCIPAL AND SCHOOL IMPROVEMENT COUNCIL**

This school year has truly been one of change and innovation at Lake Murray Elementary. Our school was able to partner with the Covey Foundation to become a Leader in Me school. Through this, the Seven Habits have become a way of life for our parents, students and staff. This leadership model is showing our students how to be leaders in our 21st Century world.

We held many exciting activities connected to our leadership model including our Family Reading Night, Going Global with Leadership Night and Showcasing Leadership Through the Arts Night.

This leadership model has also allowed us to stress the importance of service learning to our students. Many wonderful activities have taken place at Lake Murray including fundraising for Jump Rope for Heart, the Juvenile Diabetes Association and Relay For Life. Our students and staff also made care packages for soldiers, had a school food and coat drive, and sponsored our first Fun Run/Walk to raise money for children with congenital heart disease.

LMES continues to achieve with Excellent Absolute and Improvement Ratings on the state-generated annual school report card. We once again met Adequate Yearly Progress. We were awarded the Palmetto Gold Award for academic performance and the Palmetto Silver Closing the Achievement Gap Award.

As always, it is challenging to meet the needs of struggling learners while also helping higher achieving students who excel in many areas. Several barriers to achieving this balance include the rapid growth of our school and district, increased class size due to budget constraints, and the ongoing challenge of expanding learning experiences in an already very compact day. Preparing students to create, collaborate, use critical thinking, communicate, and be self-directed learners in the 21st century along with our focus on rigor and relevance help ensure that we are making efforts to maximize learning for each of our students.

With all of the exciting technology tools that our students have access to along with the vision of our district to ensure student learning reaches new heights, I know that our journey together at LMES is just beginning. Thank you for all of your support and a great year.

Principal Devona L. Price and SIC Chair Ed Pearce

Comprehensive detail, including definitions of ratings, performance criteria, and explanations of status, is available on [www.ed.sc.gov](http://www.ed.sc.gov) and [www.eoc.sc.gov](http://www.eoc.sc.gov) as well as school and school district websites.

Printed versions are available from school districts upon request.

**Abbreviations Key**

N/A Not Applicable N/AV Not Available N/C Not Collected N/R Not Reported I/S Insufficient Sample TBD To be determined  
 NI Newly Identified CSI Continuing School Improvement CA Corrective Action RP Plan to Restructure R Restructure DELAY School Improvement Status HOLD School Improvement Status