



SC Annual School Report Card Summary

Midway Elementary
 Lexington County School District One
 Grades: K-5 Enrollment: 800
 Principal: Janet M. Fickling
 Superintendent: Dr. Karen C. Woodward
 Board Chair: Cynthia S. Smith

PERFORMANCE

Comprehensive detail, including definitions of ratings, performance criteria, and explanations of status, is available on www.ed.sc.gov and www.eoc.sc.gov as well as school and school district websites. Printed versions are available from school districts upon request.

YEAR	ABSOLUTE RATING	GROWTH RATING	PALMETTO GOLD AND SILVER AWARD		ESEA/FEDERAL ACCOUNTABILITY RATING SYSTEM	
			General Performance	Closing the Gap	ESEA Grade	Accountability Indicator
2012	Excellent	Excellent	TBD	TBD	A	N/A
2011	Excellent	Excellent	Gold	N/A	Not Met	N/A
2010	Excellent	Excellent	Gold	N/A	Met	N/A

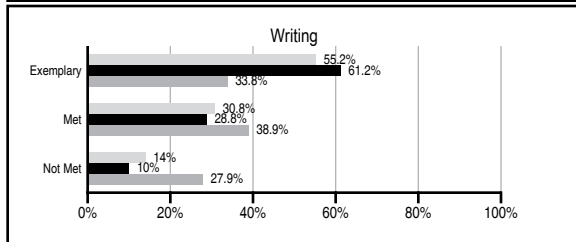
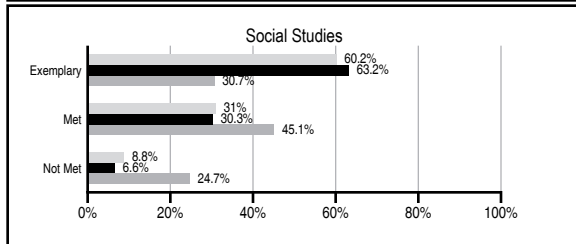
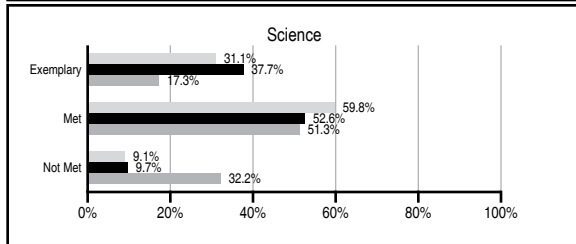
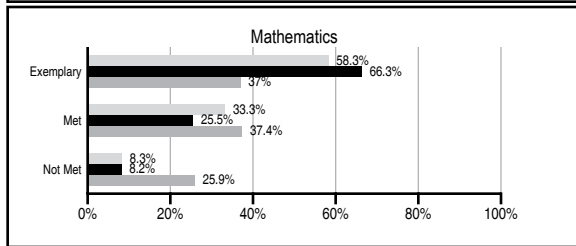
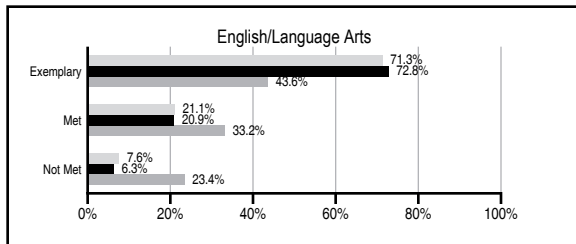
ABSOLUTE RATINGS OF ELEMENTARY SCHOOLS WITH STUDENTS LIKE OURS*

EXCELLENT	GOOD	AVERAGE	BELOW AVERAGE	AT-RISK
15	0	0	0	0

* Ratings are calculated with data available by 11/07/2012. Schools with Students Like Ours are Elementary Schools with Poverty Indices of no more than 5% above or below the index for this school.

PASS PERFORMANCE

Our School Elementary Schools with Students Like Ours Elementary schools statewide



NAEP PERFORMANCE*

* Performance reported for SC and nation, data not available at school level. Percentages at NAEP Achievement Levels.



SC PERFORMANCE VISION

By 2020 all students will graduate with the knowledge and skills necessary to compete successfully in the global economy, participate in a democratic society and contribute positively as members of families and communities.

Abbreviations Key

N/A Not Applicable N/AV Not Available N/C Not Collected N/R Not Reported I/S Insufficient Sample TBD To be determined

Midway Elementary [Lexington County School District

SCHOOL PROFILE

	Our School	Change from Last Year	Elementary Schools with Students Like Ours	Median Elementary School
Students (n=800)				
Retention rate	1.0%	Up from 0.9%	0.7%	1.0%
Attendance rate	97.0%	Up from 96.4%	97.4%	96.6%
Served by gifted and talented program	N/AV	N/AV	N/AV	N/AV
With disabilities other than speech	N/AV	N/AV	N/AV	N/AV
Older than usual for grade	N/AV	N/AV	N/AV	N/AV
Out-of-school suspensions or expulsions for violent and/or criminal offenses	0.0%	Down from 0.1%	0.0%	0.0%
Teachers (n=54)				
Teachers with advanced degrees	70.4%	Down from 71.6%	68.9%	63.0%
Continuing contract teachers	N/AV	N/AV	N/AV	N/AV
Teachers returning from previous year	85.5%	Down from 87.7%	89.1%	88.7%
Teacher attendance rate	94.8%	Down from 96.1%	94.8%	95.1%
Average teacher salary*	\$49,917	Down 2.0%	\$50,033	\$47,210
Classes not taught by highly qualified teachers	2.9%	Down from 3.5%	0.0%	0.0%
Professional development days/teacher	16.8 days	Up from 16.7 days	9.0 days	10.5 days
School				
Principal's years at school	1.0	No Change	4.0	4.0
Student-teacher ratio in core subjects	20.0 to 1	Down from 21.8 to 1	21.5 to 1	20.0 to 1
Prime instructional time	91.4%	Down from 91.8%	90.7%	90.5%
Opportunities in the arts	Good	No Change	Good	Good
SACS accreditation	Yes	No Change	Yes	Yes
Parents attending conferences	100.0%	Up from 95.3%	100.0%	100.0%
Character development program	Excellent	Up from Good	Excellent	Excellent
Dollars spent per pupil**	\$6,463	Down 1.0%	\$6,968	\$7,247
Percent of expenditures for instruction**	70.6%	Down from 71.5%	70.6%	68.2%
Percent of expenditures for teacher salaries**	69.4%	Down from 70.1%	69.6%	65.7%
ESEA composite index score	98.3	N/A	98.6	91.9

* Length of contract = 185+ days.

** Prior year audited financial data available.

EVALUATION RESULTS

	Teachers	Students*	Parents*
Number of surveys returned	57	139	101
Percent satisfied with learning environment	94.7%	88.5%	91.0%
Percent satisfied with social and physical environment	98.2%	83.9%	94.9%
Percent satisfied with school-home relations	96.5%	92.1%	96.9%

*Only students at the highest elementary school grade level at this school and their parents were included.

Comprehensive detail, including definitions of ratings, performance criteria, and explanations of status, is available on www.ed.sc.gov and www.eoc.sc.gov as well as school and school district websites.

Printed versions are available from school districts upon request.

REPORT OF PRINCIPAL AND SCHOOL IMPROVEMENT COUNCIL

The 2011-2012 school year was a fast-paced and exciting year. The playground for our special needs students and additional equipment on our large playground were installed, made possible by our SIC and PTA. Our very first class of students in our French Partial-Immersion Program, which begins in kindergarten, advanced to middle school. The transition to Spanish in grades 3 through 5 for students in our KITE-LL program went smoothly, adding another language and cultural study. We are challenged with designing a structure to extend this opportunity to our primary students.

Our guidance counselors continued to implement classroom instruction on bullying, using survey results to support students and teachers. Students continued to experience leadership opportunities, i.e., School Store Managers, Peace Patrol and Morning Show Crew. Our first Jump Rope for Heart was a great success. Approximately 100 students participated in the Governor's Cup Run while our Girls on the Run continued to promote fitness by participating in the Lake Murray Dam Run. Mustangs in Motion, another fitness event, invited family members to join students on our walking track. With parent support, our PE teachers began a morning walk/run program, giving students the opportunity to get fit prior to the start of the day.

Throughout the school year, our teachers had staff development in areas such as movement in the classroom, Six-Trait Writing, Socratic Seminar, and professional book studies of "Better Learning Through Structured Teaching" and "The Leader in Me." This ongoing staff development is essential as we are challenged with finding the right strategies and resources to move our high-achieving students to the next level.

Our technology capabilities expanded several ways, including further development of the STEM Lab with a Personal Response System, a Weather Station and a mobile laptop cart for teacher checkout to extend instruction. Also purchased this year were 20 iPads to add to our Learning Commons for teacher- and student-enriched learning. One teacher wrote and won a \$10,000 technology grant to support students.

The MES PTA continued to provide funding so that every child could participate in grade-level field studies while our SIC began the process of cafeteria renovations by purchasing and installing a new sound system for student productions. Our SIC also developed an online survey to gain more input from parents for future improvements.

True to high expectations, MES received the Palmetto Gold Award for academic achievement for the 11th consecutive year. We have 15 National Board Certified teachers. Production of the school newsletter was increased to twice a month and furnished to the community electronically. It is our desire to continue the development of relationships and our culture of excellence.

Other challenges continue to be time and funding as we work to stay abreast of 21st century learning so that our Mustangs soar as citizens. "Making a Difference for Every Student" is essential as we embrace the vision of LexLeads, LexLearns and LexLives.

Principal Jan Fickling and SIC Chair Lara Matthews

Abbreviations Key

N/A Not Applicable N/AV Not Available N/C Not Collected N/R Not Reported I/S Insufficient Sample TBD To be determined

NI Newly Identified CSI Continuing School Improvement CA Corrective Action RP Plan to Restructure R Restructure DELAY School Improvement Status HOLD School Improvement Status