



SC Annual School Report Card Summary

White Knoll Elementary
 Lexington County School District One
 Grades: PK-5 Enrollment: 755
 Principal: Janet H. Malone
 Superintendent: Dr. Karen C. Woodward
 Board Chair: Cynthia S. Smith

PERFORMANCE

Comprehensive detail, including definitions of ratings, performance criteria, and explanations of status, is available on www.ed.sc.gov and www.eoc.sc.gov as well as school and school district websites. Printed versions are available from school districts upon request.

YEAR	ABSOLUTE RATING	GROWTH RATING	PALMETTO GOLD AND SILVER AWARD		ESEA/FEDERAL ACCOUNTABILITY RATING SYSTEM	
			General Performance	Closing the Gap	ESEA Grade	Accountability Indicator
2012	Excellent	Good	TBD	TBD	A	N/A
2011	Good	Average	Silver	N/A	Not Met	N/A
2010	Good	Average	N/A	N/A	Met	N/A

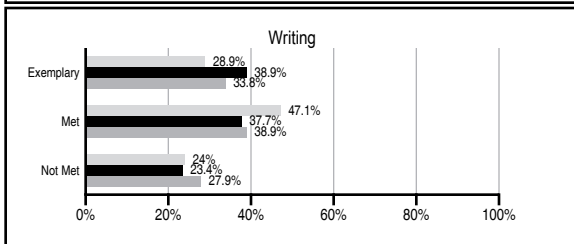
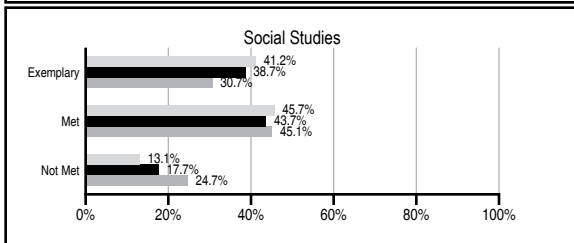
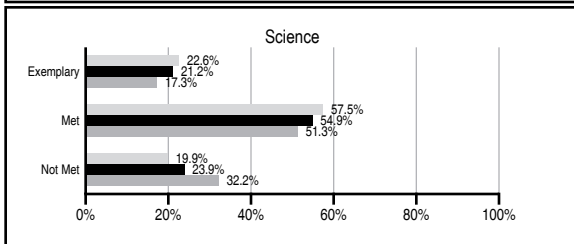
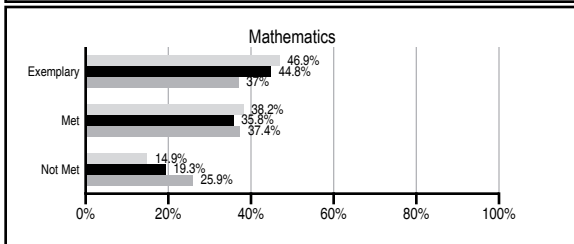
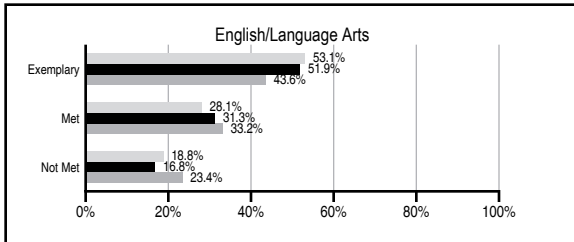
ABSOLUTE RATINGS OF ELEMENTARY SCHOOLS WITH STUDENTS LIKE OURS*

EXCELLENT	GOOD	AVERAGE	BELOW AVERAGE	AT-RISK
36	24	6	1	0

* Ratings are calculated with data available by 11/07/2012. Schools with Students Like Ours are Elementary Schools with Poverty Indices of no more than 5% above or below the index for this school.

PASS PERFORMANCE

Our School
 Elementary Schools with Students Like Ours
 Elementary schools statewide



NAEP PERFORMANCE*

* Performance reported for SC and nation, data not available at school level. Percentages at NAEP Achievement Levels.



SC PERFORMANCE VISION

By 2020 all students will graduate with the knowledge and skills necessary to compete successfully in the global economy, participate in a democratic society and contribute positively as members of families and communities.

Abbreviations Key

N/A Not Applicable N/AV Not Available N/C Not Collected N/R Not Reported I/S Insufficient Sample TBD To be determined

White Knoll Elementary
[Lexington County School District One]

SCHOOL PROFILE

	Our School	Change from Last Year	Elementary Schools with Students Like Ours	Median Elementary School
Students (n=755)				
Retention rate	0.4%	Up from 0.1%	0.6%	1.0%
Attendance rate	96.3%	Up from 95.8%	96.9%	96.6%
Served by gifted and talented program	N/AV	N/AV	N/AV	N/AV
With disabilities other than speech	N/AV	N/AV	N/AV	N/AV
Older than usual for grade	N/AV	N/AV	N/AV	N/AV
Out-of-school suspensions or expulsions for violent and/or criminal offenses	0.0%	No Change	0.0%	0.0%
Teachers (n=52)				
Teachers with advanced degrees	73.1%	Up from 72.9%	63.0%	63.0%
Continuing contract teachers	N/AV	N/AV	N/AV	N/AV
Teachers returning from previous year	92.6%	Up from 88.3%	89.9%	88.7%
Teacher attendance rate	94.8%	Up from 94.7%	95.0%	95.1%
Average teacher salary*	\$46,815	Down 1.7%	\$49,205	\$47,210
Classes not taught by highly qualified teachers	0.0%	No Change	0.0%	0.0%
Professional development days/teacher	10.7 days	Down from 11.5 days	10.3 days	10.5 days
School				
Principal's years at school	7.0	Up from 6.0	5.0	4.0
Student-teacher ratio in core subjects	19.7 to 1	Down from 22.3 to 1	20.5 to 1	20.0 to 1
Prime instructional time	90.7%	Up from 89.5%	90.7%	90.5%
Opportunities in the arts	Good	No Change	Good	Good
SACS accreditation	Yes	No Change	Yes	Yes
Parents attending conferences	100.0%	No Change	100.0%	100.0%
Character development program	Excellent	No Change	Excellent	Excellent
Dollars spent per pupil**	\$7,015	Up 2.0%	\$6,765	\$7,247
Percent of expenditures for instruction**	65.1%	Down from 67.8%	69.8%	68.2%
Percent of expenditures for teacher salaries**	64.1%	Down from 66.7%	67.7%	65.7%
ESEA composite index score	93.4	N/A	95.1	91.9

* Length of contract = 185+ days.

** Prior year audited financial data available.

EVALUATION RESULTS

	Teachers	Students*	Parents*
Number of surveys returned	52	115	32
Percent satisfied with learning environment	94.2%	86.1%	93.3%
Percent satisfied with social and physical environment	100.0%	77.4%	83.3%
Percent satisfied with school-home relations	78.8%	80.7%	83.3%

*Only students at the highest elementary school grade level at this school and their parents were included.

REPORT OF PRINCIPAL AND SCHOOL IMPROVEMENT COUNCIL

The faculty and staff of White Knoll Elementary (WKE) continue our mission to create a 21st century generation of learning leaders who are creative, collaborative, critical thinkers and effective communicators.

In partnership with families and the community, highly knowledgeable educators deliver a challenging, standards-based curriculum and provide opportunities for excellence by meeting individual student needs in a caring, positive environment.

Many of our students continue to excel academically. However, students are currently achieving at higher levels in mathematics than in reading. Our students with disabilities continue to struggle in both mathematics and reading.

For the 2012-2013 school year, we are committed to strengthening our core curriculum in these areas. The adoption of a new reading series will support our balanced literacy framework while emphasizing explicit, systematic instruction in the areas of fluency, writing, speaking and listening, and language. We will increase our interventions and provide extra help sessions each morning in all areas.

Student leadership development has been a strong focus for us this year. WKE was recognized as one of 18 "Leader in Me" schools in South Carolina and is currently in the process of obtaining "Lighthouse" status. In the upcoming year, students will expand individual goal setting to include mathematics, reading, writing and leadership.

By living well and participating in our before-school Walking Club, our students walked a total of 8,520 miles, the equivalent of one person walking across the United States three times. Our goal for the 2012-2013 school year will be 10,000 miles.

Additionally, we are committed to increasing parent engagement at our school. With the support of our PTA board and PTA members, WKE will reorganize this group and become a parent teacher organization (PTO). We hope this change will provide more flexibility in our operations and increase our parental involvement.

Principal Jan Malone and SIC Chair Barry Raines

Comprehensive detail, including definitions of ratings, performance criteria, and explanations of status, is available on www.ed.sc.gov and www.eoc.sc.gov as well as school and school district websites.

Printed versions are available from school districts upon request.

Abbreviations Key

N/A Not Applicable N/AV Not Available N/C Not Collected N/R Not Reported I/S Insufficient Sample TBD To be determined

NI Newly Identified CSI Continuing School Improvement CA Corrective Action RP Plan to Restructure R Restructure DELAY School Improvement Status HOLD School Improvement Status