



SC Annual School Report Card Summary

Oak Grove Elementary
 Lexington County School District One
 Grades: PK-5 Enrollment: 669
 Principal: Sherry P. Cariens
 Superintendent: Dr. Karen C. Woodward
 Board Chair: Cynthia S. Smith

PERFORMANCE

Comprehensive detail, including definitions of ratings, performance criteria, and explanations of status, is available on www.ed.sc.gov and www.eoc.sc.gov as well as school and school district websites. Printed versions are available from school districts upon request.

YEAR	ABSOLUTE RATING	GROWTH RATING	PALMETTO GOLD AND SILVER AWARD		ESEA/FEDERAL ACCOUNTABILITY RATING SYSTEM	
			General Performance	Closing the Gap	ESEA Grade	Accountability Indicator
2012	Excellent	Excellent	TBD	TBD	A	N/A
2011	Excellent	Excellent	Gold	N/A	Met	N/A
2010	Excellent	Excellent	Gold	Gold	Met	N/A

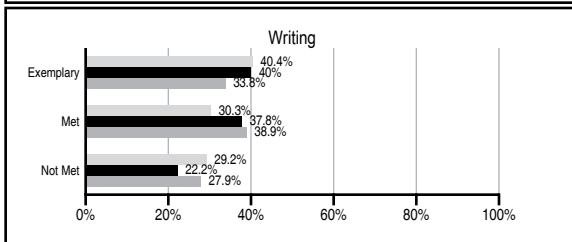
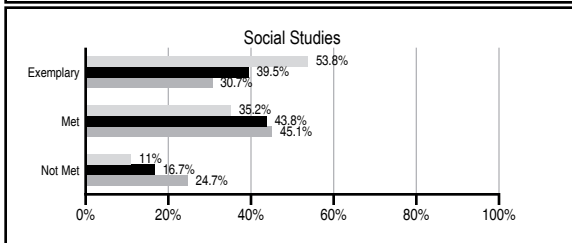
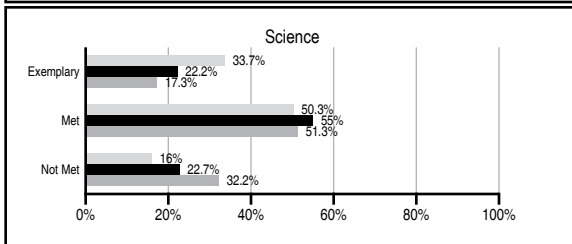
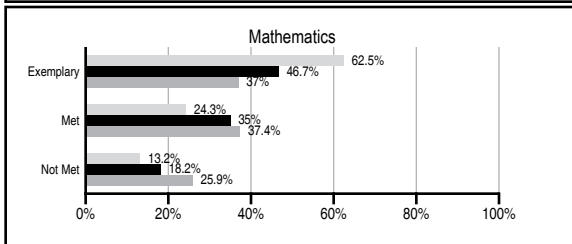
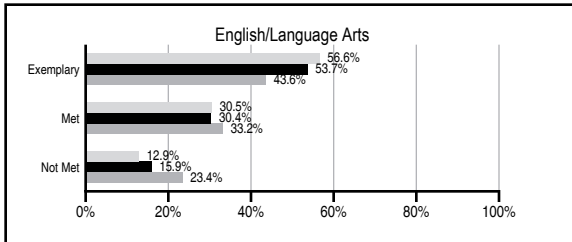
ABSOLUTE RATINGS OF ELEMENTARY SCHOOLS WITH STUDENTS LIKE OURS*

EXCELLENT	GOOD	AVERAGE	BELOW AVERAGE	AT-RISK
42	22	6	0	0

* Ratings are calculated with data available by 11/07/2012. Schools with Students Like Ours are Elementary Schools with Poverty Indices of no more than 5% above or below the index for this school.

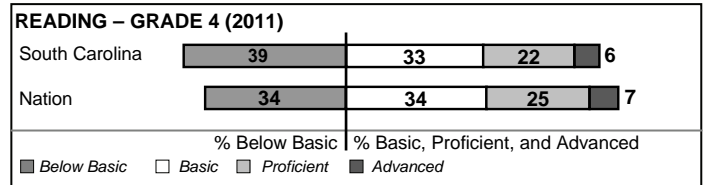
PASS PERFORMANCE

Our School
 Elementary Schools with Students Like Ours
 Elementary schools statewide



NAEP PERFORMANCE*

* Performance reported for SC and nation, data not available at school level. Percentages at NAEP Achievement Levels.



SC PERFORMANCE VISION

By 2020 all students will graduate with the knowledge and skills necessary to compete successfully in the global economy, participate in a democratic society and contribute positively as members of families and communities.

Abbreviations Key

N/A Not Applicable N/AV Not Available N/C Not Collected N/R Not Reported I/S Insufficient Sample TBD To be determined

Oak Grove Elementary
[Lexington County School District One]

SCHOOL PROFILE

	Our School	Change from Last Year	Elementary Schools with Students Like Ours	Median Elementary School
Students (n=669)				
Retention rate	1.3%	Up from 0.6%	0.6%	1.0%
Attendance rate	96.6%	Up from 96.4%	96.9%	96.6%
Served by gifted and talented program	N/AV	N/AV	N/AV	N/AV
With disabilities other than speech	N/AV	N/AV	N/AV	N/AV
Older than usual for grade	N/AV	N/AV	N/AV	N/AV
Out-of-school suspensions or expulsions for violent and/or criminal offenses	0.0%	No Change	0.0%	0.0%
Teachers (n=43)				
Teachers with advanced degrees	69.8%	Down from 79.5%	62.5%	63.0%
Continuing contract teachers	N/AV	N/AV	N/AV	N/AV
Teachers returning from previous year	83.8%	Down from 85.1%	90.4%	88.7%
Teacher attendance rate	92.9%	Down from 95.2%	95.0%	95.1%
Average teacher salary*	\$46,949	Down 0.8%	\$48,803	\$47,210
Classes not taught by highly qualified teachers	0.0%	No Change	0.0%	0.0%
Professional development days/teacher	6.6 days	Down from 7.1 days	10.1 days	10.5 days
School				
Principal's years at school	2.0	Up from 0.0	5.0	4.0
Student-teacher ratio in core subjects	21.0 to 1	Down from 24.3 to 1	20.5 to 1	20.0 to 1
Prime instructional time	89.2%	Down from 90.9%	90.8%	90.5%
Opportunities in the arts	Good	No Change	Good	Good
SACS accreditation	Yes	No Change	Yes	Yes
Parents attending conferences	100.0%	No Change	100.0%	100.0%
Character development program	Excellent	Up from Good	Excellent	Excellent
Dollars spent per pupil**	\$6,864	Down 3.6%	\$6,867	\$7,247
Percent of expenditures for instruction**	64.6%	Down from 65.6%	69.7%	68.2%
Percent of expenditures for teacher salaries**	63.4%	Down from 64.3%	67.9%	65.7%
ESEA composite index score	100.0	N/A	96.5	91.9

* Length of contract = 185+ days.

** Prior year audited financial data available.

EVALUATION RESULTS

	Teachers	Students*	Parents*
Number of surveys returned	48	93	58
Percent satisfied with learning environment	100.0%	92.5%	96.3%
Percent satisfied with social and physical environment	100.0%	89.1%	91.4%
Percent satisfied with school-home relations	97.9%	94.6%	90.9%

*Only students at the highest elementary school grade level at this school and their parents were included.

REPORT OF PRINCIPAL AND SCHOOL IMPROVEMENT COUNCIL

We are happy to report that the 2011-2012 school year has been a good year for Oak Grove Elementary School. We have dedicated students, teachers, administrators and parents who work together preparing our students to be 21st century learners and self-directed graduates. As a result, our students continue to excel academically. We are proud to have received the S.C. Department of Education's Palmetto Gold Award in recognition of our academic progress in 2010-2011.

Student learning included the 21st century learning skills of creativity, collaboration, critical thinking and communication as part of the OGES experience. Meeting the needs of our diverse population presents challenges. Our success with the Response to Intervention program helped us provide needed support for student progress. Teachers used collaborative planning sessions to further diagnose weaknesses. The use of common assessments also helped us meet the needs of all students. We proudly report that the S.C. State Department of Education nominated OGES for the National Blue Ribbon Award, further acknowledging our academic progress.

Our professional learning community participated in book studies, including "Better Learning Through Structured Teaching" by Fisher & Frey.

We continued our theme "Leading the Way" and began the three-year process of becoming a Lighthouse School for Leadership through Franklin Covey to support our LexLeads initiative. During this process, we will help our students become effective leaders using "The Leader in Me" and "The 7 Habits of Highly Effective People" by Stephen R. Covey.

In support of our LexLives initiative, our PTA organized fundraisers to finance the installation of a walking track. Students and staff use this track for walks in the mornings and at recess. We also held family night flashlight walks throughout the year to get families involved in our wellness program. OGES received a Silver Partner Status award from the South Carolina Safe Routes to School program, recognizing our emphasis on healthy lifestyles and our drive to establish a strong school-community partnership to increase physical activity.

Our parents are active volunteers who serve the Oak Grove community with countless hours of service throughout the school year. In fact, our Parent Teacher Association and School Improvement Council have been instrumental in supporting the school in many areas such as the purchase of our First in Math program, which supports our LexLearns initiative.

We look forward to 2012-2013 and all its challenges and opportunities. We will continue to prepare our students to be 21st century learners and leaders, focusing on high academic achievement, gradual release of responsibility and self-directed learning.

Principal Sherry P. Cariens and SIC Chair Tricia Miller

Comprehensive detail, including definitions of ratings, performance criteria, and explanations of status, is available on www.ed.sc.gov and www.eoc.sc.gov as well as school and school district websites.

Printed versions are available from school districts upon request.

Abbreviations Key

N/A Not Applicable N/AV Not Available N/C Not Collected N/R Not Reported I/S Insufficient Sample TBD To be determined
 NI Newly Identified CSI Continuing School Improvement CA Corrective Action RP Plan to Restructure R Restructure DELAY School Improvement Status HOLD School Improvement Status